

**MŮJ
PRVNÍ
PRACOVNÍ
SEŠIT Z ČJ**

~

**PRO ŽÁKY
CIZINCE**

Mgr. Anna Flanderková

Úvod:

Vážení kolegové, kolegyně a milí žáci,

tento pracovní sešit je především určen pro žáky – cizince na českých školách, kteří se seznamují s českým jazykem. Naše mateřština, jak je dobře známo, je jedním z nejbohatších a nejtěžších jazyků světa a tento sešit by měl pomoci s prvními kroky v orientaci v něm.

Pracovní sešit je rozdělen do dvou částí. V části „Píšeme, čteme a mluvíme“ poznají žáci českou abecedu, naučí se psát písmena, vštípí si základy gramatiky českého jazyka a základy potřebné pro běžnou komunikaci. V části „Poznáváme svět kolem nás“ je maximálně využito obrázků. Tato část vytvoří žákům pro začátek dostatečnou slovní zásobu. Obě části je dobré vhodně propojovat.

Věřím, že tento pracovní sešit Vám pomůže a usnadní práci Vám i Vaším žákům – cizincům.

Obsah:


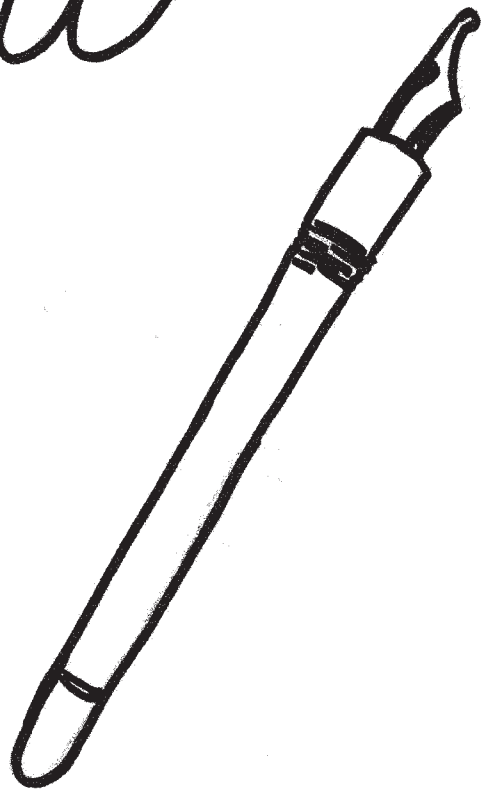
<i>Píšeme, čteme a mluvíme</i>	3
1. Moje první psaní	4
2. Písmena z abecedy	19
3. Konverzace a gramatika	23
<i>Poznáváme svět kolem nás</i>	42
4. Moje tělo	43
5. Moje rodina	50
6. Hurá do školy	54
7. Bydlíme doma	59
8. Den, měsíc a počasí.....	73
9. Jíme, pijeme a vaříme v kuchyni	76
10. Ovoce a zelenina	83
11. Hrajeme si s hračkami	89
12. Oblékáme se a obouváme	94
13. Jedeme, plujeme, letíme.....	101
14. Domácí zvířata.....	105
15. Zvířata, která létají.....	112
16. Co žije v přírodě	116
17. Co žije ve vodě	121
18. Zvířata ze ZOO	125
19. Rostliny	133
20. Roční období a sporty.....	141
21. Pracujeme s nářadím	148
22. Hudební nástroje.....	152

**PÍŠEME,
ČTEME
A
MLUVÍME**

1.

moje první

psaní



a

à

á

â

o

ó

ô

õ

ao

i

i

j

j

u

u u

u

u

Ja

u

ü

é

ë

y

ÿ

ÿ

ÿ

ü ü y

m

me

M

Mama

l

lo

L

lL

Mula

s

si

ŝ

ŝam

ŝ

ŝo

ŝ

ŝi

ŝia

p
pä

P

Pp

A

Ai

To

Tä

j

jä

J

Jula

n

ne

n

nn

Ina

d

da

D

Doma

k

ku

K

Kamil

Dana

R

rak

R

Ry

r

řeka

ř

řů

řip

U

U

U

U

U

U

U

U

U

c

ce

č

čo

č

čelo

č

č

č

černík

pračka

b

bi

B

Bob

ch

chiva

Ch

Chib

Chlapac

g

guma

G

Gg

f

F

Fik

Gabinna

2.

písmena

in abecedy

A

c

e

f

d

D

h

g

MEZI TVARY NAJDI PÍSMENA Z ABECEDY.

Handwritten cursive letters scattered on the page, including: p, y, z, A, L, r, y, v, w, a, z, n, y, s, D, f, m, l, w, B, j, ~, O.

SPOJ PSACÍ PÍSMENO S TISKACÍM. (NAPŘ.: a — A)

Handwritten cursive letters scattered on the page, including: D, a, F, e, C, v, m, /, B, i, r, T, d, h, H, E, f, A, M, z.

DOPLŇ PÍSMENA DO MALE' PSACÍ ABECEDY.

a b _ ě d d' e f g _ ch _ _ _ l m
n ň o _ q r ř _ š _ ť u _ w x
y _ _

DOPLŇ PÍSMENA DO VELKÉ' PSACÍ ABECEDY.

_ B _ ě _ ě _ F g _ _ _ _
_ M _ ň _ _ q _ R _ ů _
Š ů _ W X Y _ Ž

ZAKROUŽKUJ TISKACÍ PÍSMENA .

v A a H m L N P E
K d v h s M u o
T x D K r S ů f

PODLE DIKTÁTU UKAZUJ RYCHLE PÍSMENA.

Q	W	E	R	T	Z	U	I	O	P	A	S	D	F	G
	H	J	K	L	Y	X	C	V	B	N	M			

ČTI PÍSMENA.

m M s d k ě l V T D a m n n N
b S w w A E f g i K O o F L P w w y
ž B c e h J ch l p ť R U Z š CH j š

PŘEPIŠ SLOVA PSACÍM PÍSMEM.

televize -

mýdlo -

babička -

dům -

rodiče -

stoleček -

postel -

prkno -

květina -

dědeček -

slepice -

knoflík -

3.

konverzace

a

gramatika

1. JAK SE JMENUJEŠ? ODKUD JSI?



• STATY KONČÍCI NA -o:

	<u>Slovensko</u>	<u>Německo</u>	<u>Polsko</u>	<u>Rusko</u>	<u>Mongolsko</u> ...
	↓	↓	↓	↓	↓
<u>JA' JSEM:</u>	<u>ze Slovenska</u>	<u>z Německa</u>	<u>z Polska</u>	<u>z Ruska</u>	<u>z Mongolska</u>

• STATY KONČÍCI NA -a:

	<u>Barma</u>	<u>Čína</u>	<u>Ukrajina</u>	<u>Kanada</u>
	↓	↓	↓	↓	
<u>JA' JSEM:</u>	<u>z Barmy</u>	<u>z Číny</u>	<u>z Ukrajiny</u>	<u>z Kanady</u>	

• STATY KONČÍCI NA -ie:

	<u>Francie</u>	<u>Malaisie</u>	<u>Arábie</u>	<u>Indie</u>	...
	↓	↓	↓	↓	
<u>JA' JSEM:</u>	<u>z Francie</u>	<u>z Malaisie</u>	<u>z Arábie</u>	<u>z Indie</u>	

PŘECHYLOVÁNÍ = tvorba ženského tvaru z mužského



Glorák	→	Glovenka
Němec	→	Němka
Polák	→	Polka
Rus	→	Ruska
Mongol	→	Mongolka
Barmánc	→	Barmánka
Čínan	→	Čínanka
Ukrajinec	→	Ukrajinka
Kanadčan	→	Kanadčanka
Francouz	→	Francouzka
Arab	→	Arabka
Ind	→	Indka
Vietnámec	→	Vietnámka

⋮


⋮



2.

POZDRAVY A ZÁKLADNÍ FRÁZE

DOBRY DEN :




AHOJ, ČAU :




(mezi kamarády)

NASHLEDANOU :



DOBRE RA'NO :



DOBRY VEČER :



DOBROU NOC :



Prosím.

Děkuji.

Potřebuji pomoc.

Kde bydlíš?

Ja' bydlím v.... (Poděbradech).

Jaké máš telefonní číslo?

Moje číslo je ... (012 345 678).

Kolik je ti let?

Je mi (10) let.

Jak se máš?

Ja' se mám (dobře / špatně).

Co ti baví? Co máš rád?

Baví mě (Mám rád) (čtení, sport, učení, zvířata, ...).

Kolik je hodin?

Je (6) hodin.

Co hledáš? Hledáš něco?

Ja' hledám (klíče).

Řeš mě!

Mám hlad. Mám žízeň.

Co si dáš k jídlu? Co si dáš k pití?

Kolik to stojí? (Kolik je to peněz?)

Zaplatím, prosím.

POLICIE



158

HASIČI



150

ZÁCHRANNA' SLUŽBA




155

U LÉKAŘE:

Kde je tu lékař? Potřebuji lékaře!

Co si bolí?



Jsem nemocný.

Mám teplotu.

Mám rýmu.

Mám kašel.

Je mi špatně.



Nemůžu dýchat.

Spálil jsem se.

Řízl jsem se.

Upadl jsem.

Mám zlomenou ruku /
nohu.

ZÁCHRANNA SLUŽBA 
 155

3.

PODSTATNÁ JMÉNA

= názvy osob (lidí), zvířat, věcí

ROD: ŽENSKÝ: (ukážeme si TA →)

- většinou končí na a nebo e



↳ KOČKA, HOLKA, MÁMA, SESTRA, RUKA, ...

↳ ŽIDLE, ČEPICE, RŮŽE, OPICE, ...

- ta kočka, ta máma, ta ruka, ...

MUŽSKÝ: (ukážeme si TEN →)

- končí na souhlásku




↳ PES, STUDENT, ŠKOLÁK, DŮM, STŮL, HRAD, ...

- ten pes, ten student, ten školák,
ten dům, ten stůl, ...

STŘEDNÍ: (ukážeme si TO →)

- většinou končí na o



↳ AUTO, SKLO, MĚSTO, OKO, ...

- to auto, to sklo, to město, ...

URČÍ RODY:

míč

bratr

kolo

člověk

míč

kladivo

dům

židle

rámeček

seba

slapice

hodina




hlava

okurka


mýdlo

ČÍSLO:

JEDNOTNĚ:

1 člověk 
1 věc 
1 zvíře 

MNOŽNĚ:

více lidí 

více věcí 

více zvířat 

4.

SLOVESA

OSOBY A ČÍSLO:










OSOBY

JEDNOTNÉ ČÍSLO

1. ja
2. ty
3. on, ona, ono

MNOŽNÉ ČÍSLO

1. my
2. vy
3. oni, omý, ona




SLOVESO	JA'	TY	ON, ONA, ONO
psát	pišu	piš <u>íš</u>	piše
pít (piti)	piju	pij <u>íš</u>	pije
jíst (jídlo)	jim	ji <u>š</u>	jí
bydlet	bydlím	bydl <u>íš</u>	bydlí
malovat	maluju	maluj <u>íš</u>	maluje
divat se	divám se	divá <u>š</u> se	divá se
učit se	učím se	učí <u>š</u> se	učí se
sedět	sedím	sed <u>íš</u>	sedí
léčit	léčím	léčí <u>š</u>	léčí
:			

SLOVESO	MY	VY	ONI, ONY, ONA
psát	piš <u>íme</u>	piš <u>íte</u>	piš <u>í</u>
pít	pij <u>íme</u>	pij <u>íte</u>	pij <u>í</u>
jíst	ji <u>me</u>	ji <u>te</u>	ji <u>í</u>
bydlet	bydl <u>íme</u>	bydl <u>íte</u>	bydl <u>í</u>
malovat	maluj <u>íme</u>	maluj <u>íte</u>	maluj <u>í</u>
divat se	divá <u>me</u> se	divá <u>te</u> se	divá <u>jí</u> se
učit se	učí <u>me</u> se	učí <u>te</u> se	učí <u>í</u> se
sedět	sedí <u>me</u>	sedí <u>te</u>	sedí <u>í</u>
léčit	léčí <u>me</u>	léčí <u>te</u>	léčí <u>í</u>
:			

ČAS:

MINULÝ: to, co bylo



PRÍTOMNÝ: to, co je teď



BUDOUCÍ: to, co bude



SLOVESO BYT = existovat

	MINULÝ ČAS	PRÍTOMNÝ ČAS	BUDOUCÍ ČAS
JEDNOTNĚ ČÍSLO	1. JA' jsem byl(a)	JA' jsem	JA' budu
	2. TY jsi byl(a)	TY jsi	TY budeš
	3. ON,ONA,ONO byl(a)	ON,ONA,ONO je	ON,ONA,ONO bude
MNOŽNĚ ČÍSLO	1. MY jsme byli	MY jsme	MY budeme
	2. VY jste byli	VY jste	VY budete
	3. ONI,ONY,ONA byli	ONI,ONY,ONA jsou	ONI,ONY,ONA budou

SLOVESO MIT = něco vlastnit

	MINULÝ ČAS	PRÍTOMNÝ ČAS	BUDOUCÍ ČAS
JEDNOTNĚ ČÍSLO	1. JA' jsem měl(a)	JA' mám	JA' budu mít
	2. TY jsi měl(a)	TY máš	TY budeš mít
	3. ON,ONA,ONO měl(a)	ON,ONA,ONO má	ON,ONA,ONO bude mít
MNOŽNĚ ČÍSLO	1. MY jsme měli	MY máme	MY budeme mít
	2. VY jste měli	VY máte	VY budete mít
	3. ONI,ONY,ONA měli	ONI,ONY,ONA mají	ONI,ONY,ONA budou mít

5.

VLASTNOSTI (PŘÍDAVNÁ Jména)

• URČENÍ KONCOVEK V PŘÍDAVNÝCH JMÉNECH

ŽENSKÝ ROD:

TA malá holka 

TA dřevěná židle 

TA hezká květina 

MUŽSKÝ ROD:

TEN velký kluk 


TEN veselý obličej 

TEN smutný obličej 

STŘEDNÍ ROD:


TO hodné dítě 

TO barevné pero 

TO velké auto 

6.

PŘEDLOŽKY



DO domu



V DOMĚ



Z DOMU



NA domě



NAD domem



POD domem



PŘED domem



ZA domem



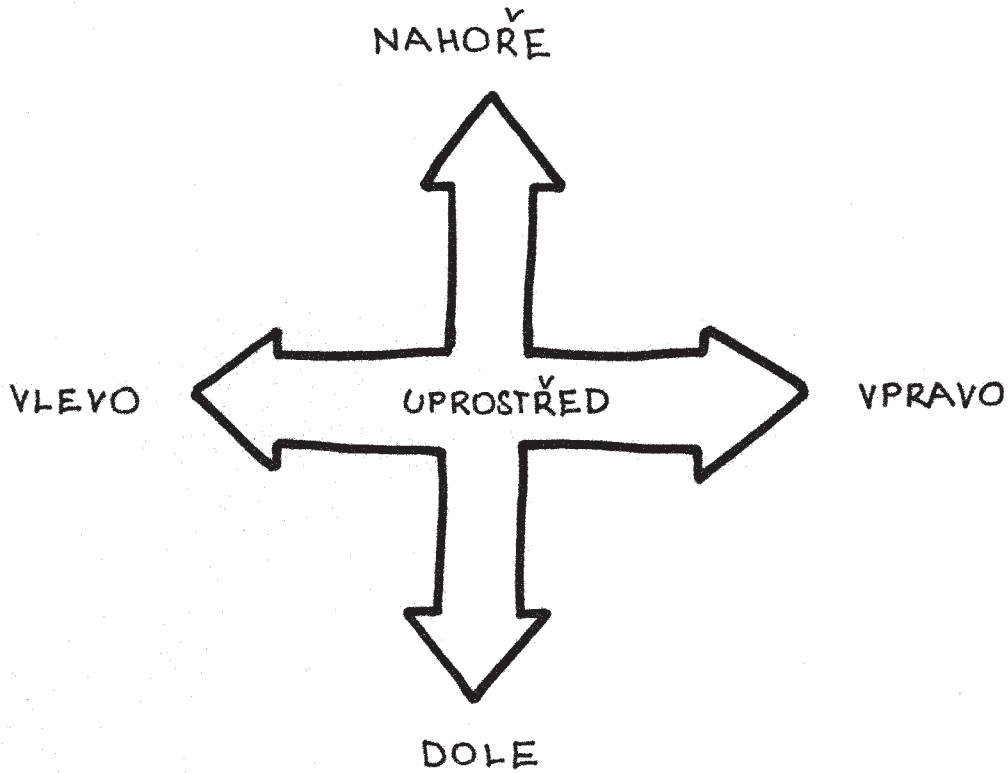
MEZI domy









U domu
VEDLE domu

7.

SMĚRY

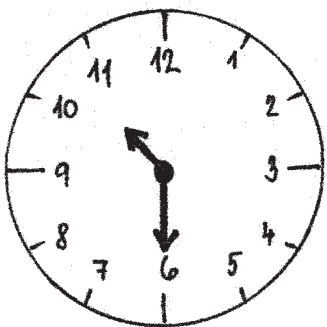
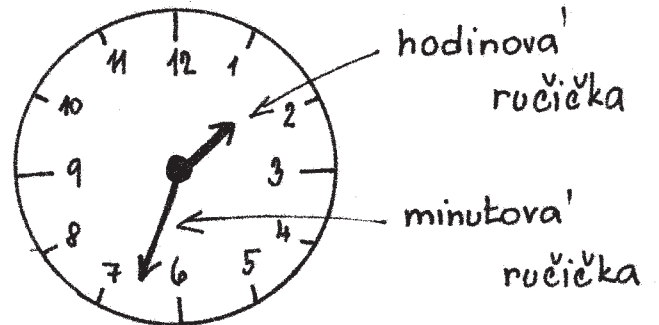
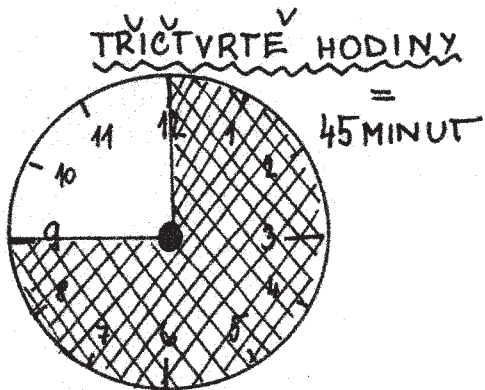
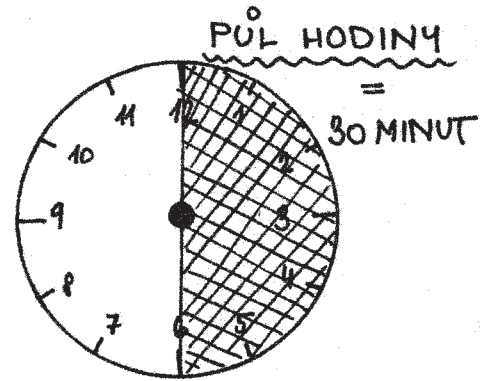
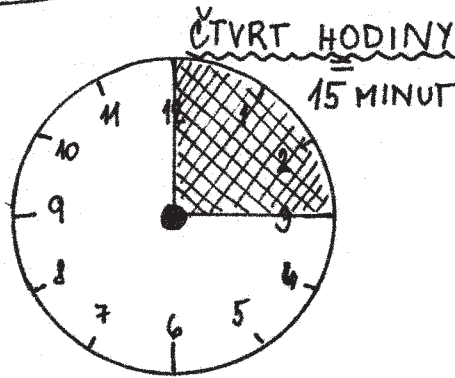
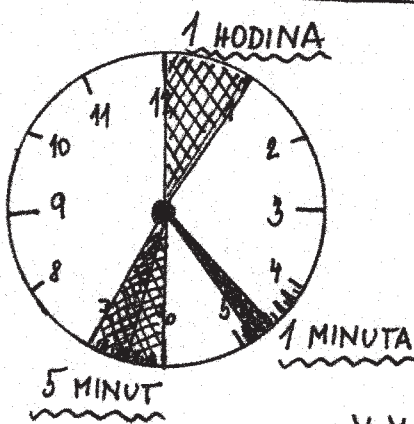

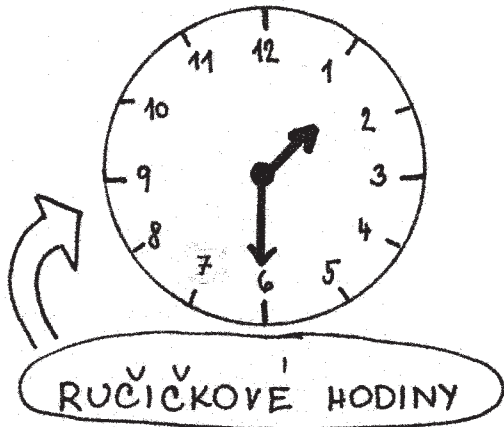


URČUJ SMĚRY:

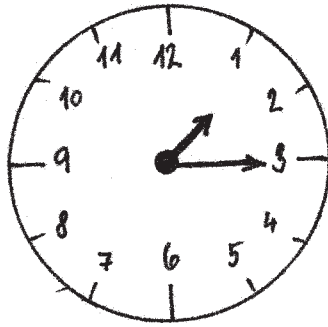
 stromy	 dům	škola
pošta 	náměstí	 park
obchod	 potraviny	hřiště 

8.

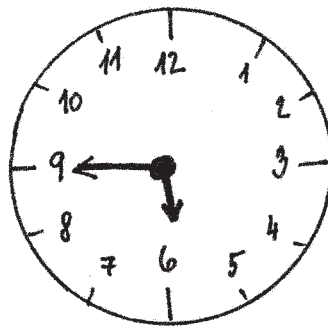
HODINY



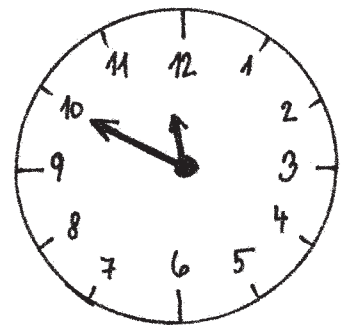
↳ půl jedenácté
↳ 10 hodin a 30 min.



↳ čtvrt na dvě
↳ 1 hodina a 15 minut



↳ tři čtvrtě na šest
↳ 5 hodin a 45 minut



↳ na 10 min. 12 h.
↳ 11 hodin a 50 minut

9.

KRÁTKE' A DLOUHE' SAMOHLAŠKY

SAMOHLAŠKY : KRÁTKE' : a u i o u y
DLOUHE' : á í ú ó ů ě ý

- Podtrhni kráské samohlásky:
pes, kočka, máma, táta, babička, dům, kolo,
den, škola, noc, penál, taška, pítí, hmyx
- Podtrhni dlouhé samohlásky:
lípa, kvěsina, písek, vítr, kůň, vítr, Tomáš, síl,
salám, křýkačka, bys, stíl, opice, kamarád
- Doplň a rozděľ na slabiky:
a-á : n-no, br-br, hl-va, m-měsíc, p-ek, j-
e-e' : l-s, pol-dne, st-pice, b-sa, kvěč-, past-lha
i-í : hod-na, čep-ce, m-č, d-sě, obl-čej, p-seň
o-ó : n-o, skl-, p-stel, k-lo, H-nxa, k-kuna
y-ý : m-dlo, b-den, nab-sek, st-šet, m-š, jak-k
- Psaní í - i:
⌊ í - piše se na začátku slova (íkol, ísta, ínor)
⌊ í - piše se uprostřed nebo na konci slova (dím,
stíl, vítr, domí)

ČTI SLABIKY:

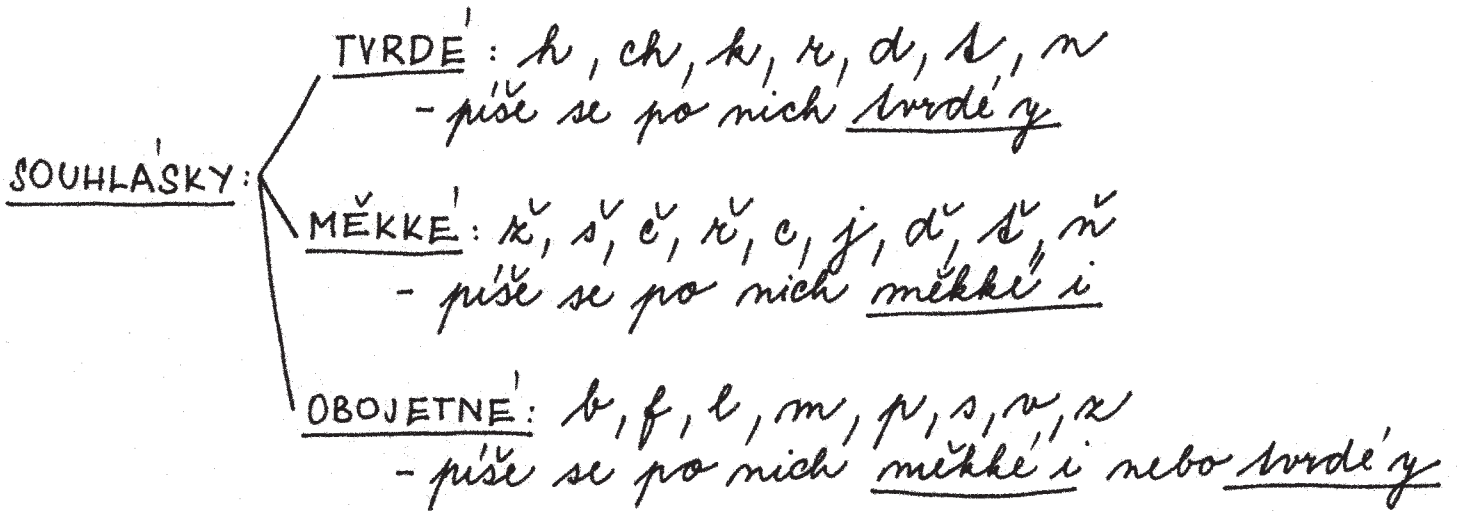
• HA HE HY HO HU HA' HE' HY' HO' HU°
 • CHA CHE CHY CHO CHU CHA' CHE' CHY' CHO' CHU°
 • KA KE KY KO KU KA' KE' KY' KO' KU°
 • RA RE RY RO RU RA' RE' RY' RO' RU°
 • DA DE DY DO DU DA' DE' DY' DO' DU°
 • TA TE TY TO TU TA' TE' TY' TO' TU°
 • NA NE NY NO NU NA' NE' NY' NO' NU°

• ŽA ŽE ŽI ŽO ŽU ŽA' ŽE' ŽI' ŽO' ŽU°
 • ŠA ŠE ŠI ŠO ŠU ŠA' ŠE' ŠI' ŠO' ŠU°
 • ČA ČE ČI ČO ČU ČA' ČE' ČI' ČO' ČU°
 • ŘA ŘE ŘI ŘO ŘU ŘA' ŘE' ŘI' ŘO' ŘU°
 • CA CE CI CO CU CA' CE' CI' CO' CU°
 • JA JE JI JO JU JA' JE' JI' JO' JU°
 • ĎA ĎE ĎI ĎO ĎU ĎA' ĎE' ĎI' ĎO' ĎU°
 • ŤA ŤE ŤI ŤO ŤU ŤA' ŤE' ŤI' ŤO' ŤU°
 • ŇA ŇE ŇI ŇO ŇU ŇA' ŇE' ŇI' ŇO' ŇU°

• BA BE BI BY BO BU BA' BE' BI' BY' BO' BU°
 • FA FE FI FY FO FU FA' FE' FI' FY' FO' FU°
 • LA LE LI LY LO LU LA' LE' LI' LY' LO' LU°
 • MA ME MI MY MO MU MA' ME' MI' MY' MO' MU°
 • PA PE PI PY PO PU PA' PE' PI' PY' PO' PU°
 • SA SE SI SY SO SU SA' SE' SI' SY' SO' SU°
 • VA VE VI VY VO VU VA' VE' VI' VY' VO' VU°
 • ZA ZE ZI ZY ZO ZU ZA' ZE' ZI' ZY' ZO' ZU°

10.

TVRDE' A MĚKKE' SOUHLÁSKY



- Podtrhni tvrdé souhlásky:
byden, dýmka, ryč, hodina, diš,
- Podtrhni měkké souhlásky:
dívka, židle, věci, číslo, kyška, květina, hřiště,
ručička,
- Doplň:
knih_, noh_, úter_, karpouch_, oč_ šek, j_dlo,
tě_ ce, ráhon_, č_ banka, kárák_, d_ vky, párk_,
př_, č_ ḳ_, dlouh_, uš_, kelen_ na, ḳ_ kála

11.

DRUHY VĚT

OZNAMOVACÍ •

- něco někomu říkáme (oznamujeme)

TAZACÍ ?

- ptáme se

ROZKAZOVACÍ !

- rozkazujeme, přikazujeme

PŘACÍ •, !

- něco si přejeme

ZA VĚTY DOPLŇ ZNAMENKA:

Ahoj Já se jmenuji Anna Jak se jmenuješ
ty Já jsem z České republiky Odkud
jsi ty Napiš to Přej si psa

POZNÁVÁME

SVĚT

KOLEM NÁS


~

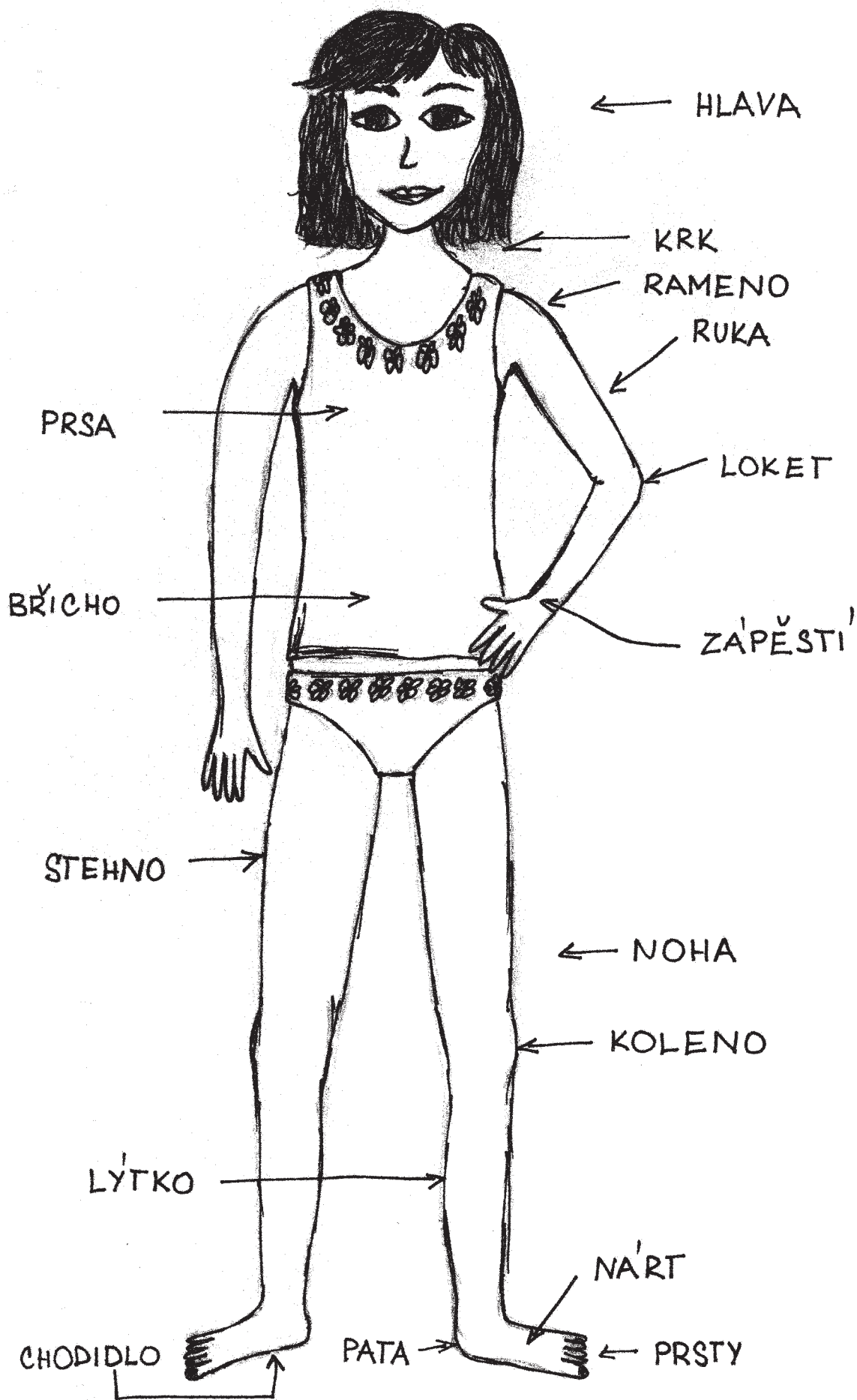
OBRÁZKOVÁ

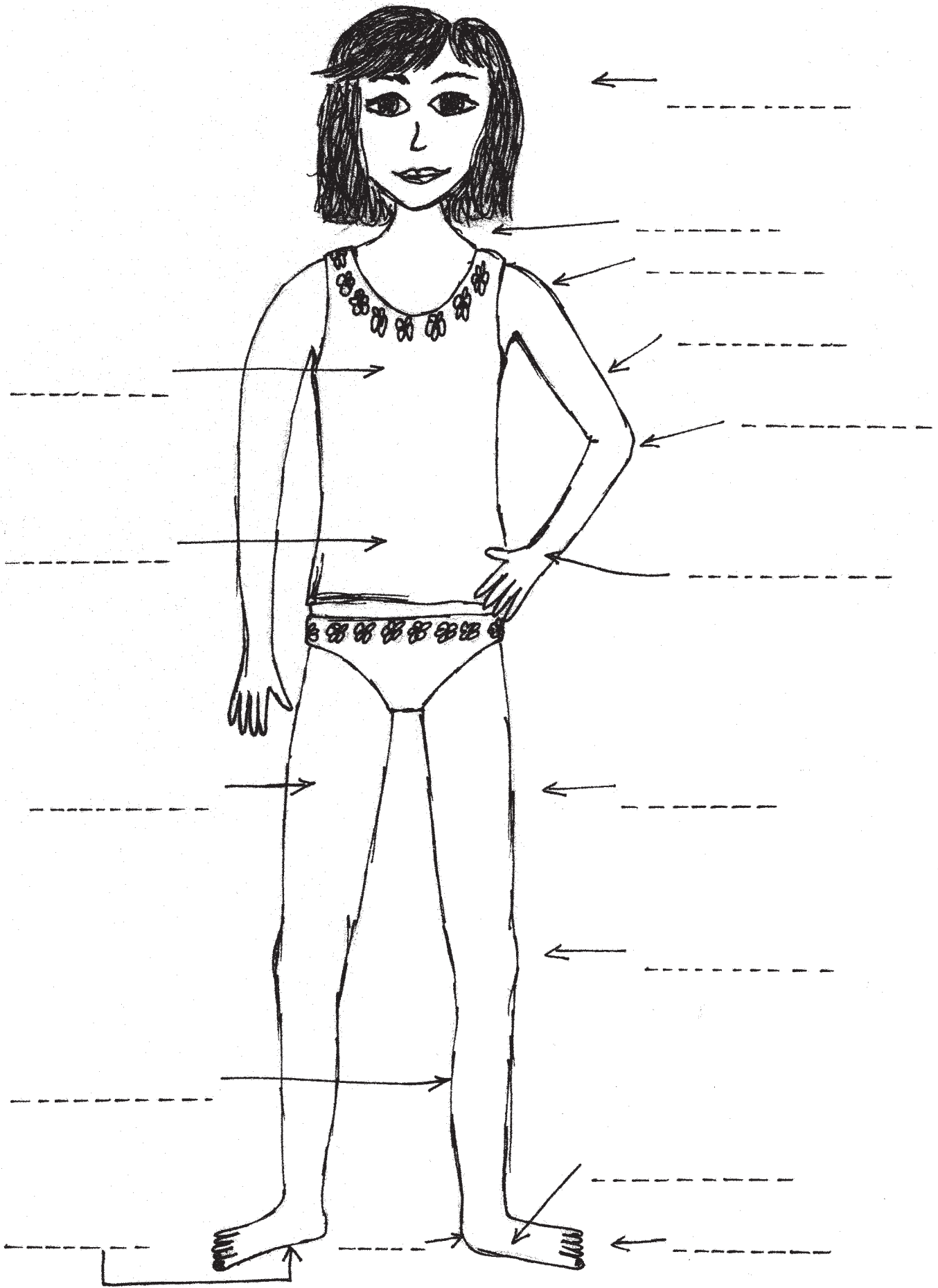
ČÁST

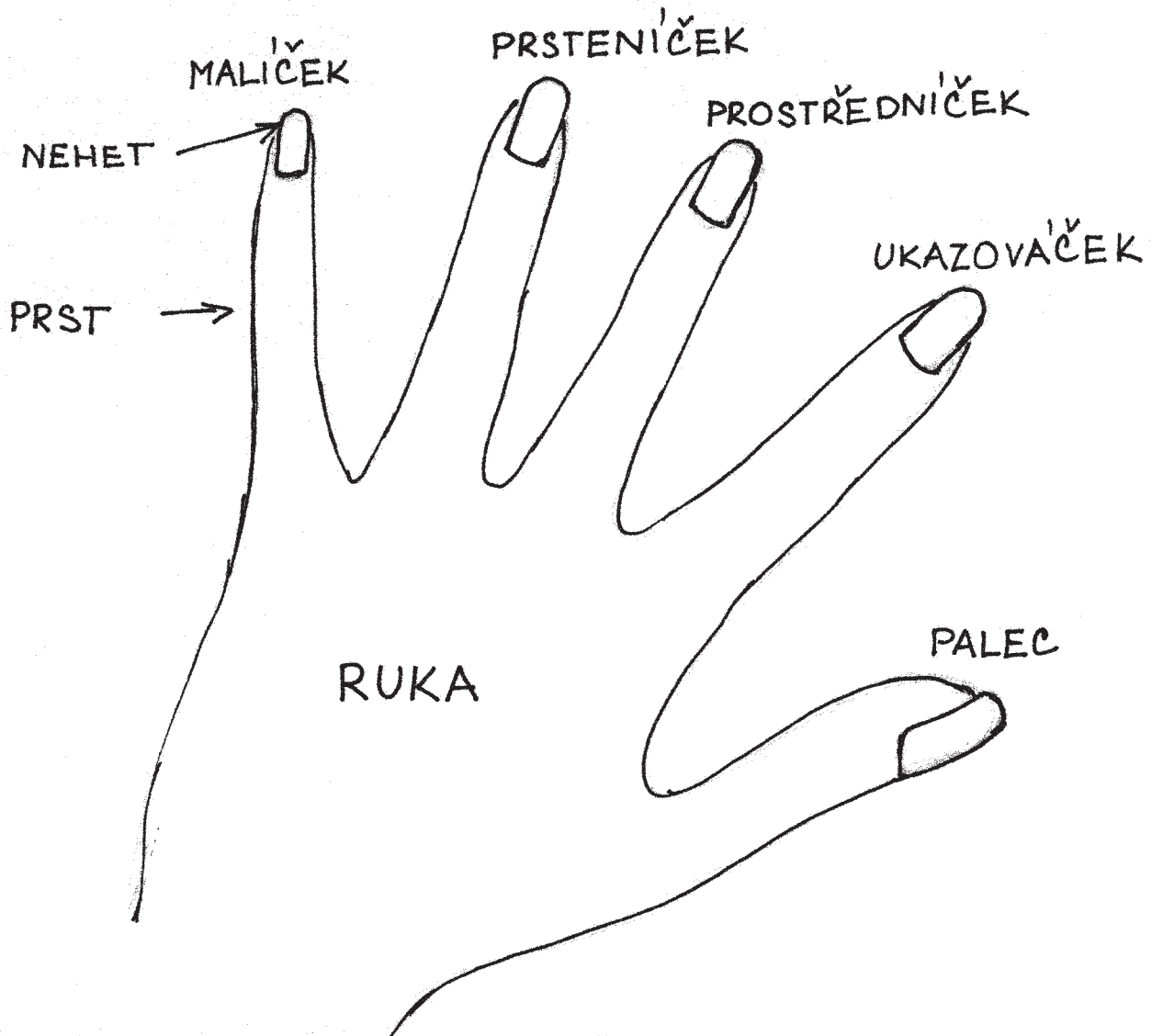
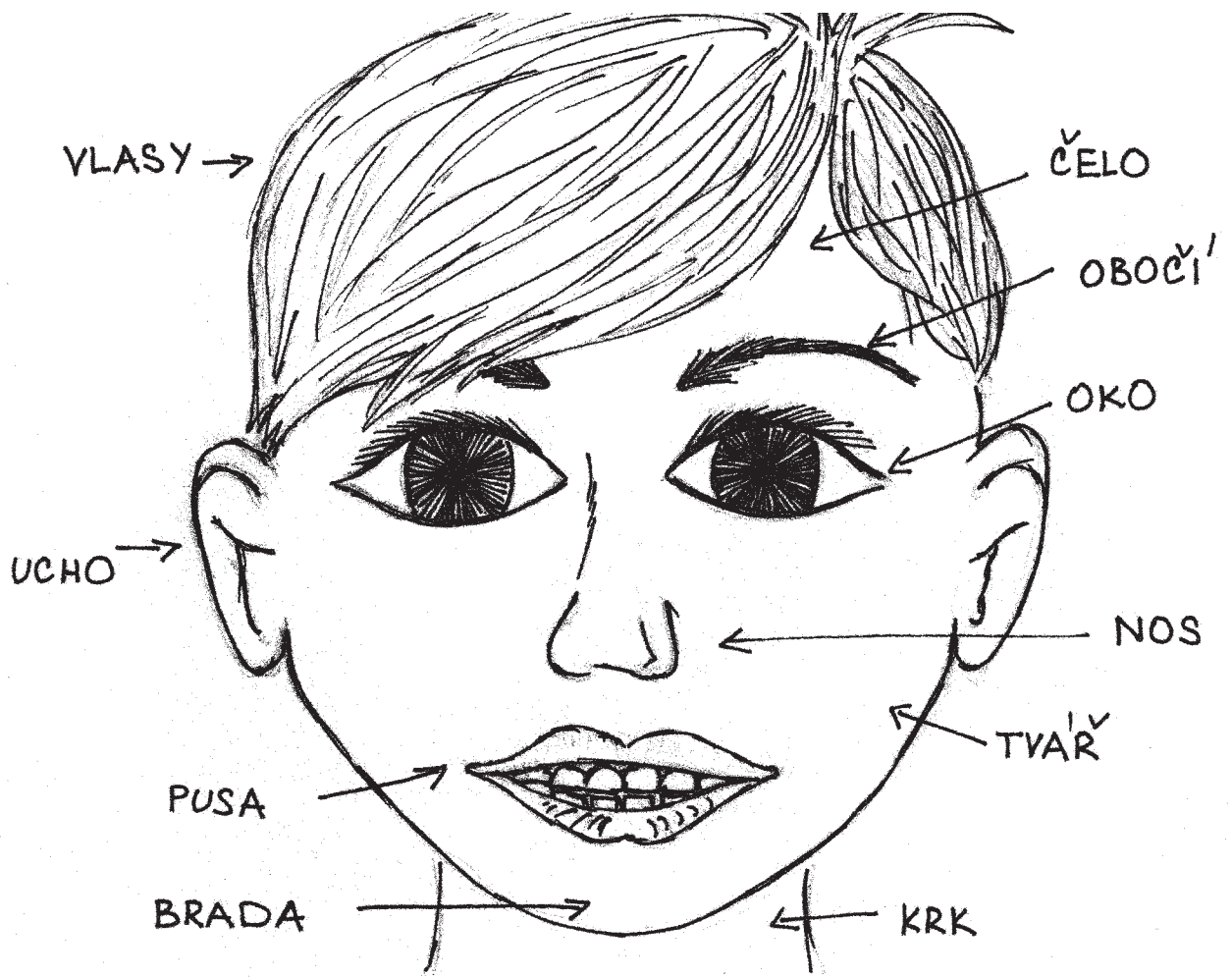
4.


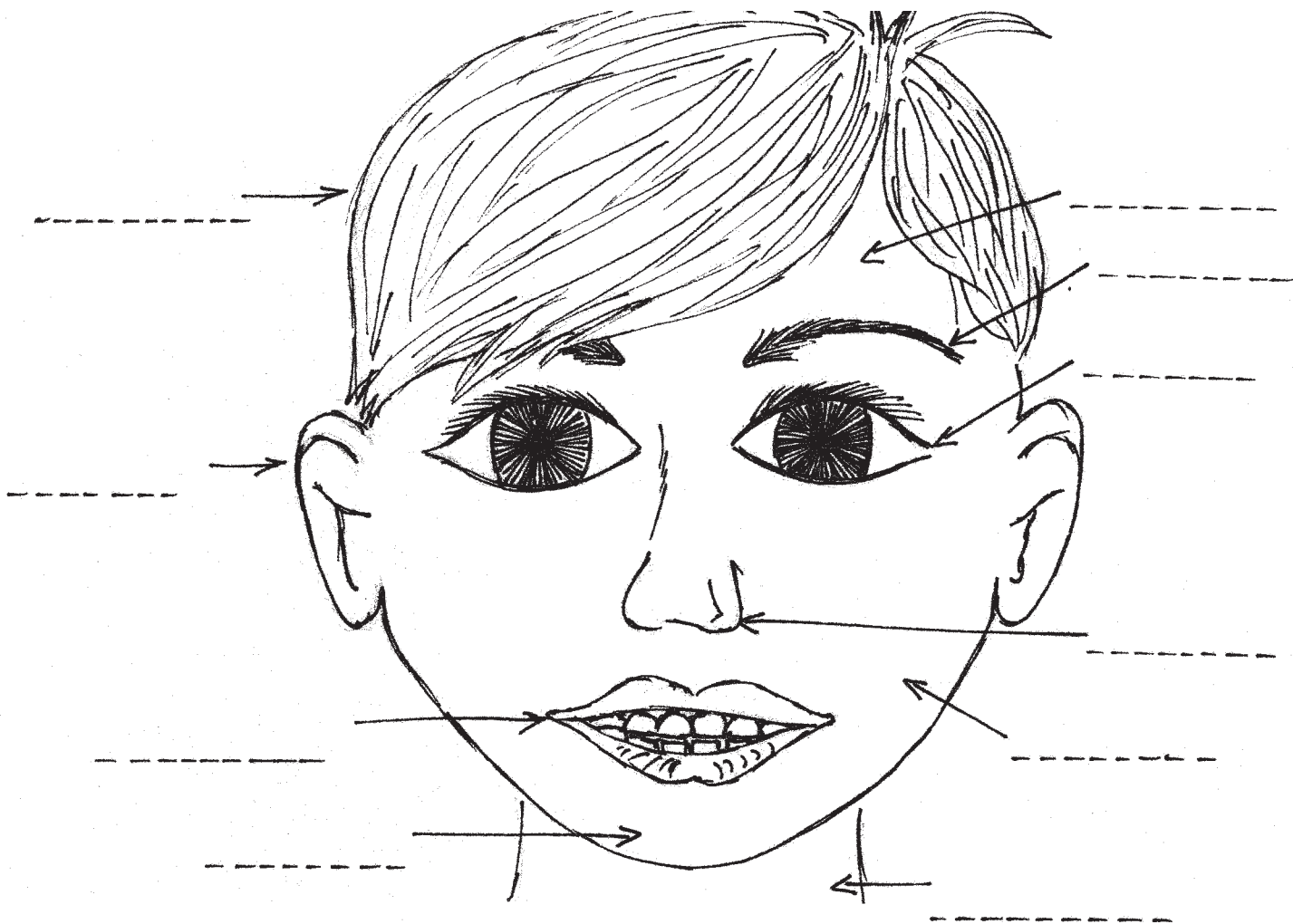
moje
tělo





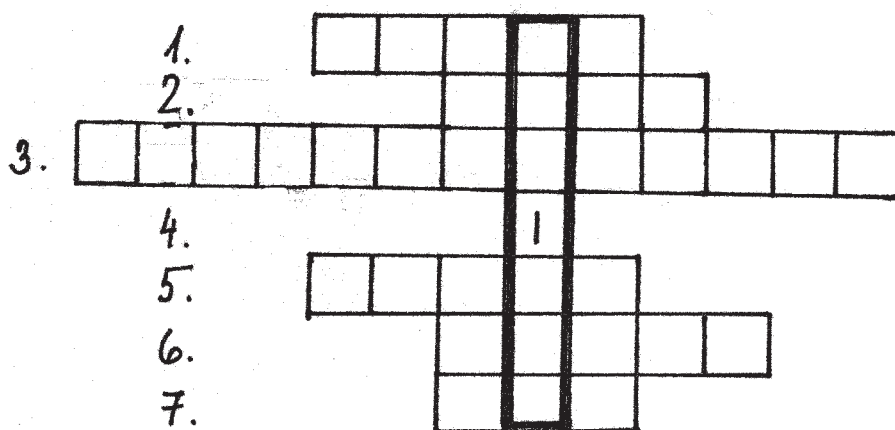







DOPLŇ KRÍŽOVKU. JAKÁ ČÁST TĚLA VYŠLA V TAJENCE?

1. Část uprostřed těla (je na ní pupík).
2. Chodíme po nich a jsou dvě.
3. Pest, který je uprostřed mezi ostatními pesty.
4. 1
5. Co je pod pusou?
6. Na čem rostou vlasy?
7. Čím čicháme?



NAKRESLI (OBKRESLI) SVOJÍ RUKU A POPIŠ JÍ.




DOPLŇ ČÁSTI TĚLA.

1. Diváme se
2. Slyšíme
3. Čítíme (čicháme)
4. Na věci saháme
5. Jíme a pijeme

DOPLŇ VĚTY.

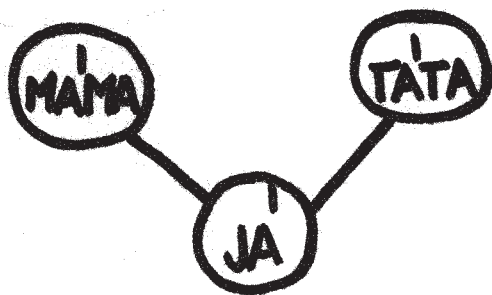
1. 1 oko - 2
2. 1 ucho - 2
3. 1 ruka - 2
4. 1 noha - 2
5. 1 pesť - 2
6. 1 bráň - 2
7. 1 koleno - 2
8. 1 rameno - 2

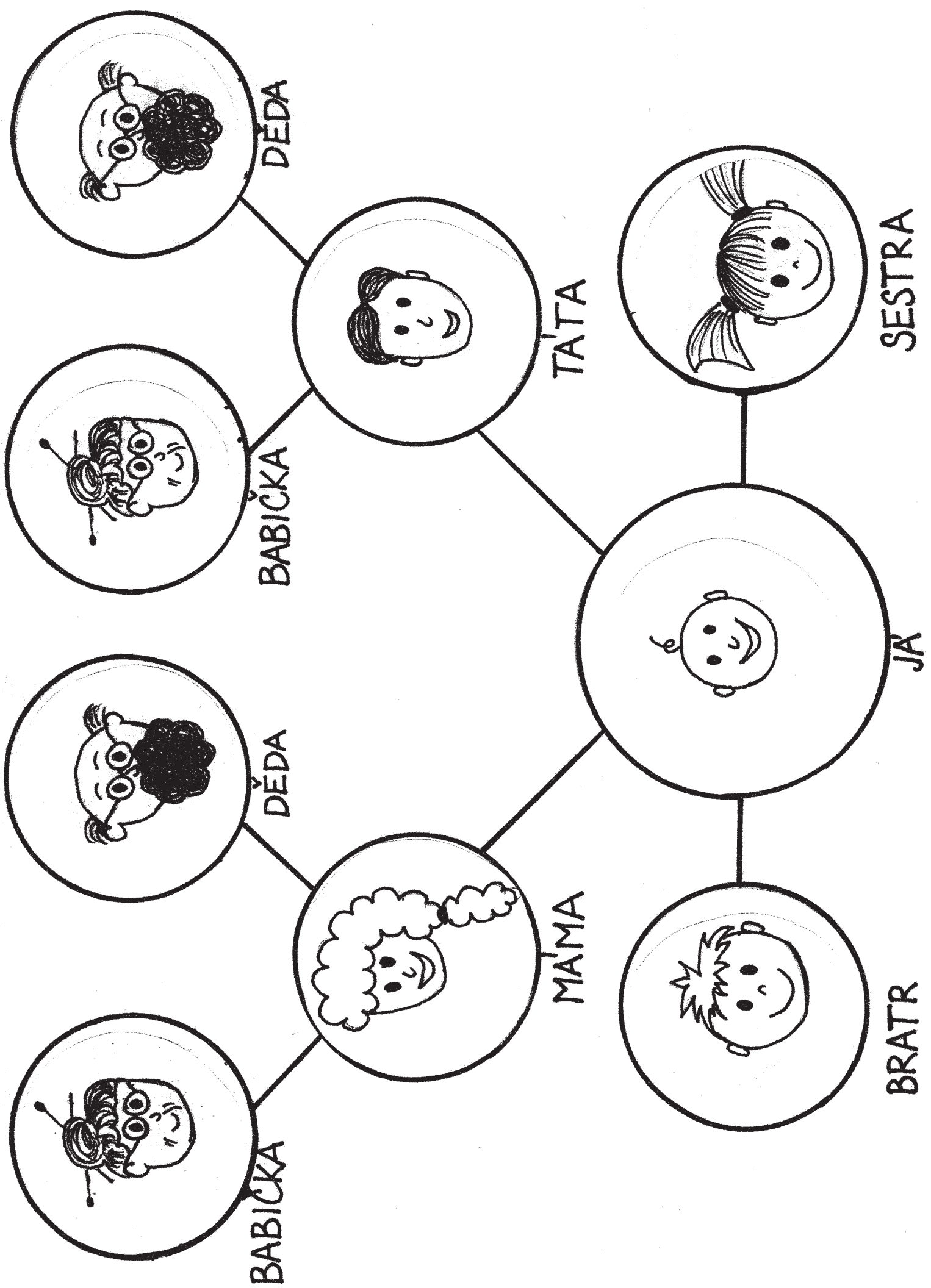
NAKRESLI A POPIŠ SVŮJ OBLIČEJ.




5.


moje
rodina









moj
se imenuje




moje
se imenuje




moj
se imenuje




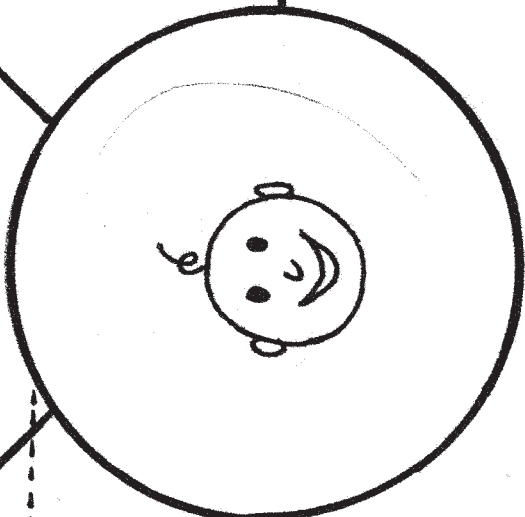
moje
se imenuje




moj
se imenuje



moj
se imenuje

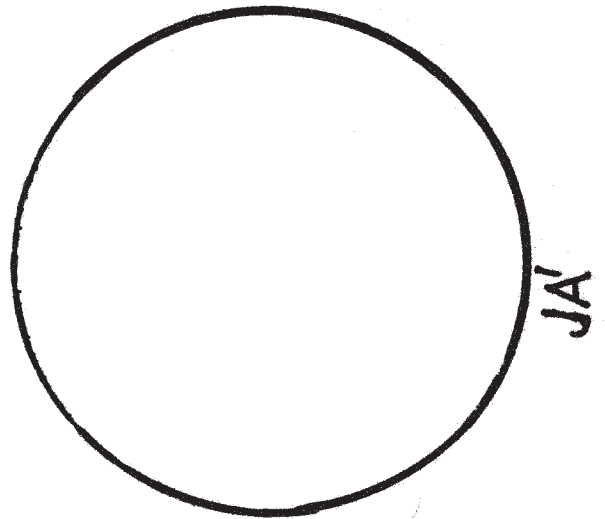


moje
se imenuje



moj
se imenuje


Nakresli svoji rodinu.

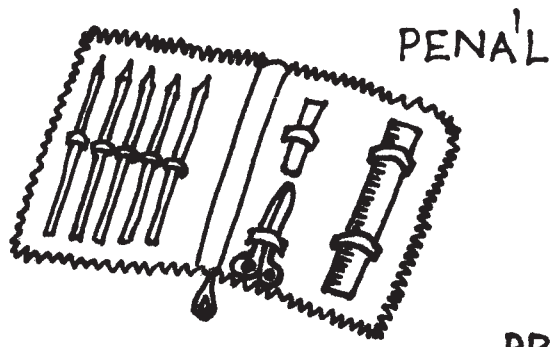


6.

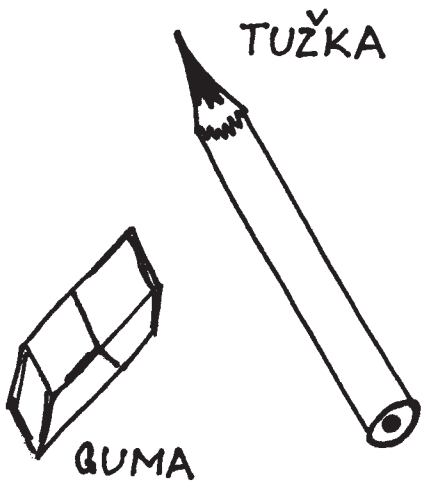
kurá

do školy





PENAĽ

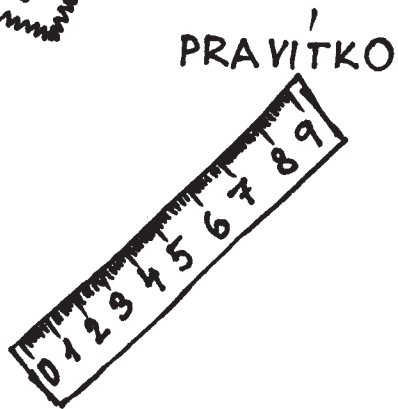


TUŽKA


GUMA




PERO



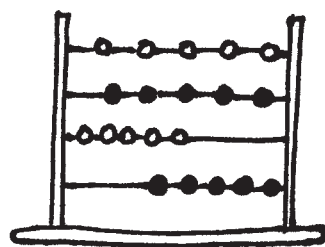
PRAVÍTKO



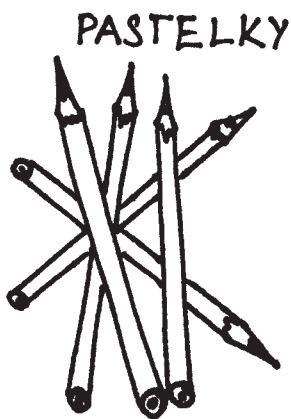
KRUŽÍTKO




KNIHA



POČÍTADLO




PASTELKY



SEŠIT




ŠTĚTEC



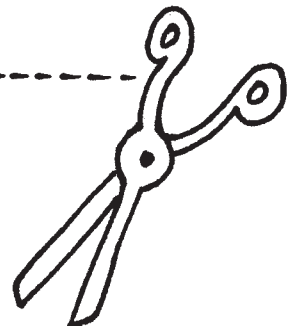

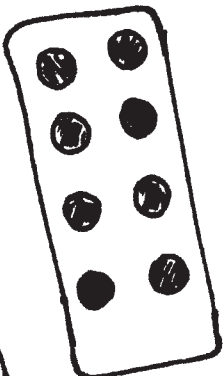
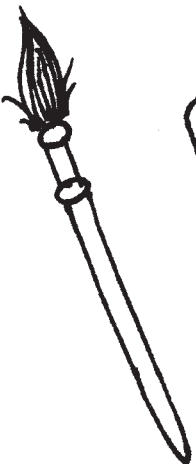

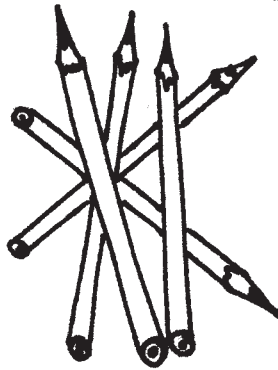
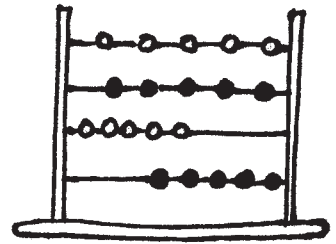

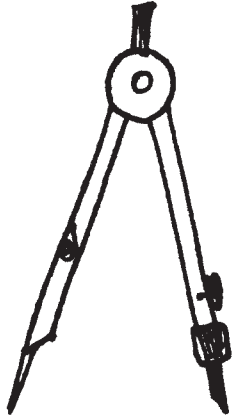
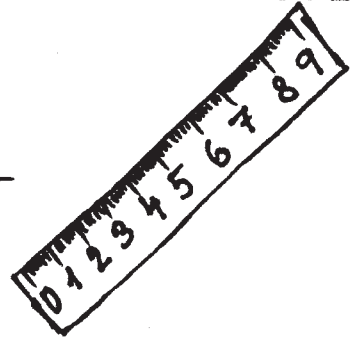
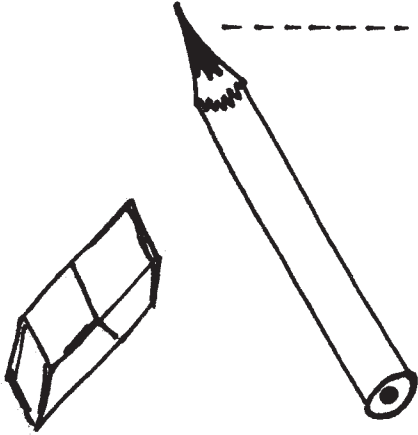
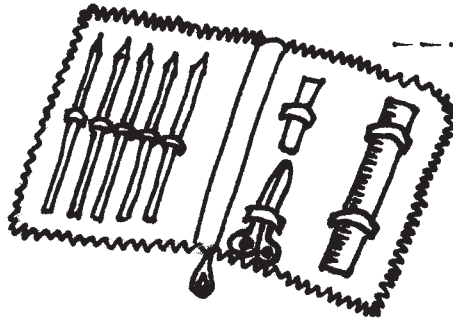
VODOVKY




ŠKOLNÍ TAŠKA



NUŽKY



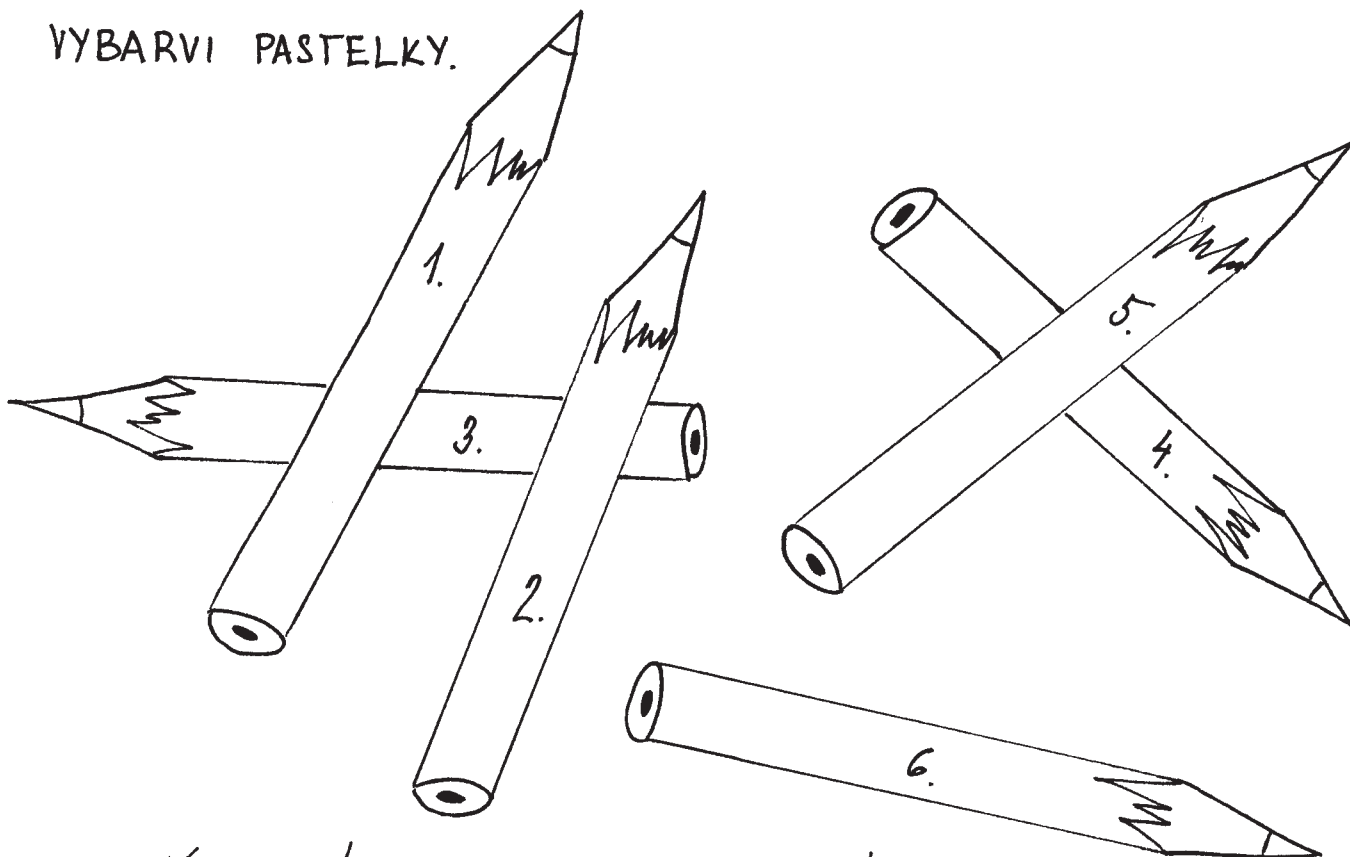
CO MÁM VE ŠKOLNÍ TAŠCE?



DOPLŇ VĚTY.

- 1) Pišeme (pastelkou, perem, pravítkem).
- 2) Čeme x (čítanky, sešitu, pera).
- 3) Šřháme (tužkou, perem, nůžkami).
- 4) Pišeme úkoly do (sešitu, penálu, knížky).
- 5) Malujeme (pravítkem, nůžkami, pastelkami).

VYBARVI PASTELKY.

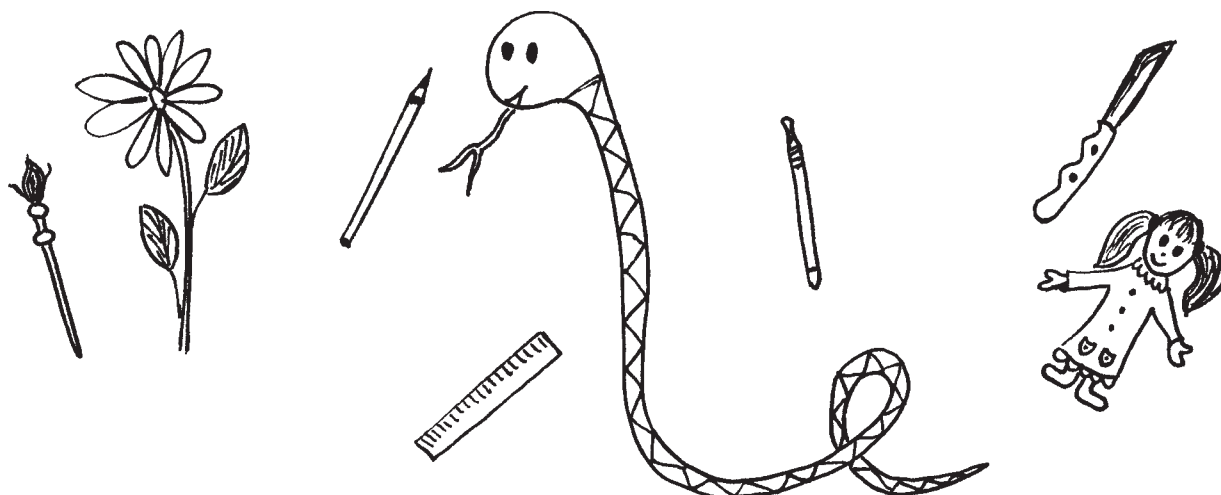


1. červená
2. zelená
3. žlutá

4. modrá
5. hnědá
6. černá

ŘÍKEJ, CO MÁŠ VE ŠKOLNÍ TAŠCE TY.

ZAKROUŽKUJ, CO DO ŠKOLY PATŘÍ A ŠKRTNI, CO DO ŠKOLY NEPATŘÍ.



7.

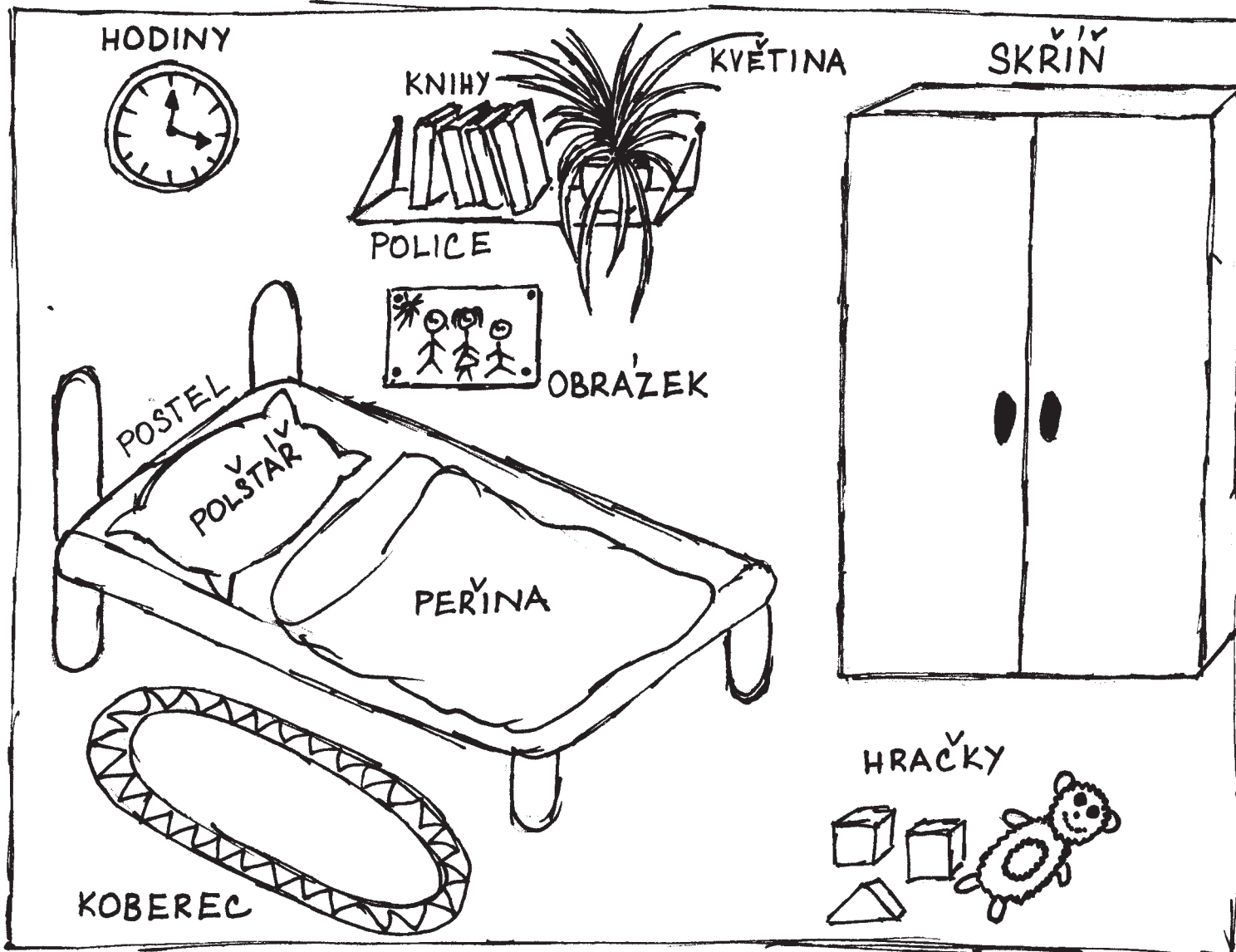
bydlíme

doma



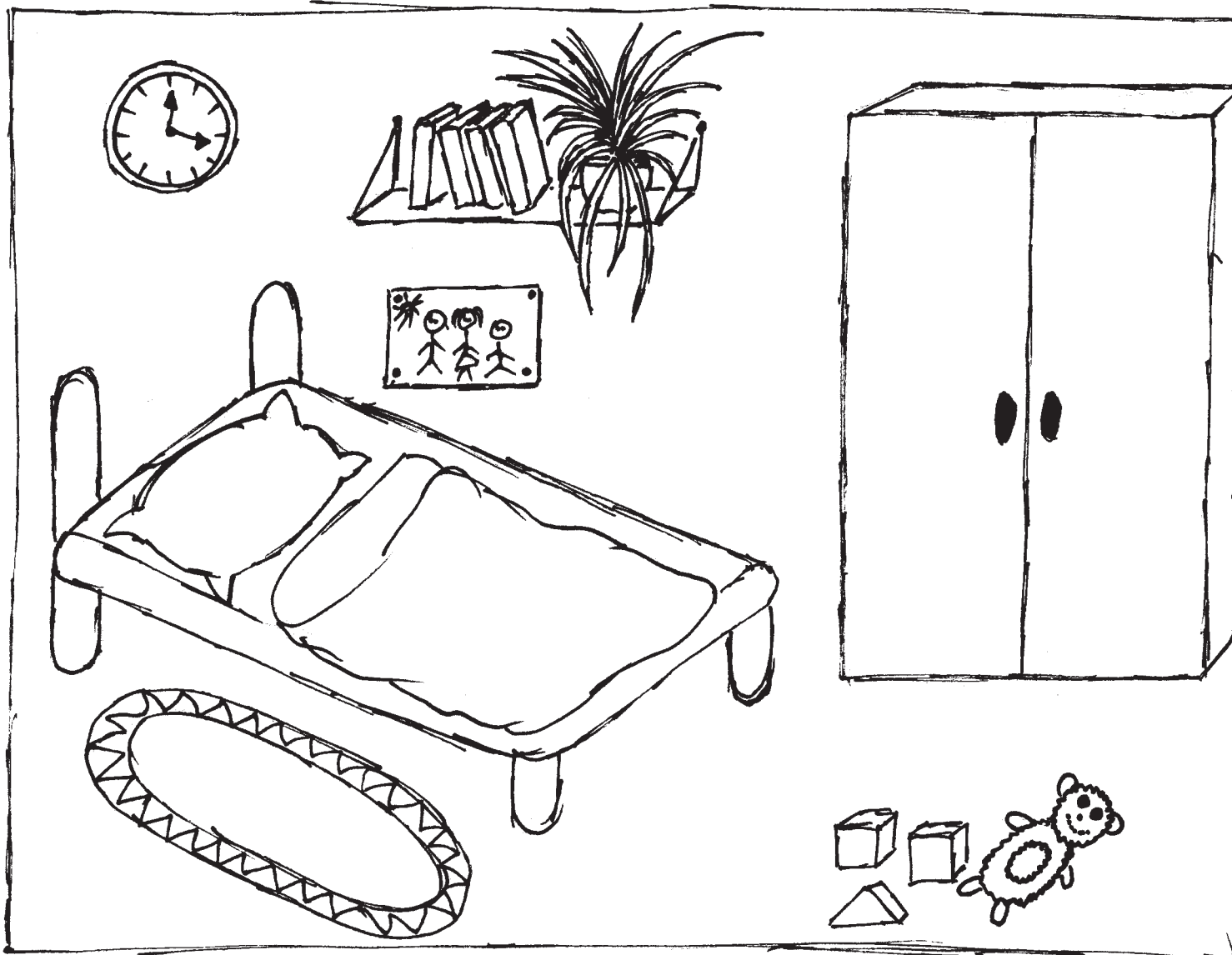


DĚTSKÝ POKOJ






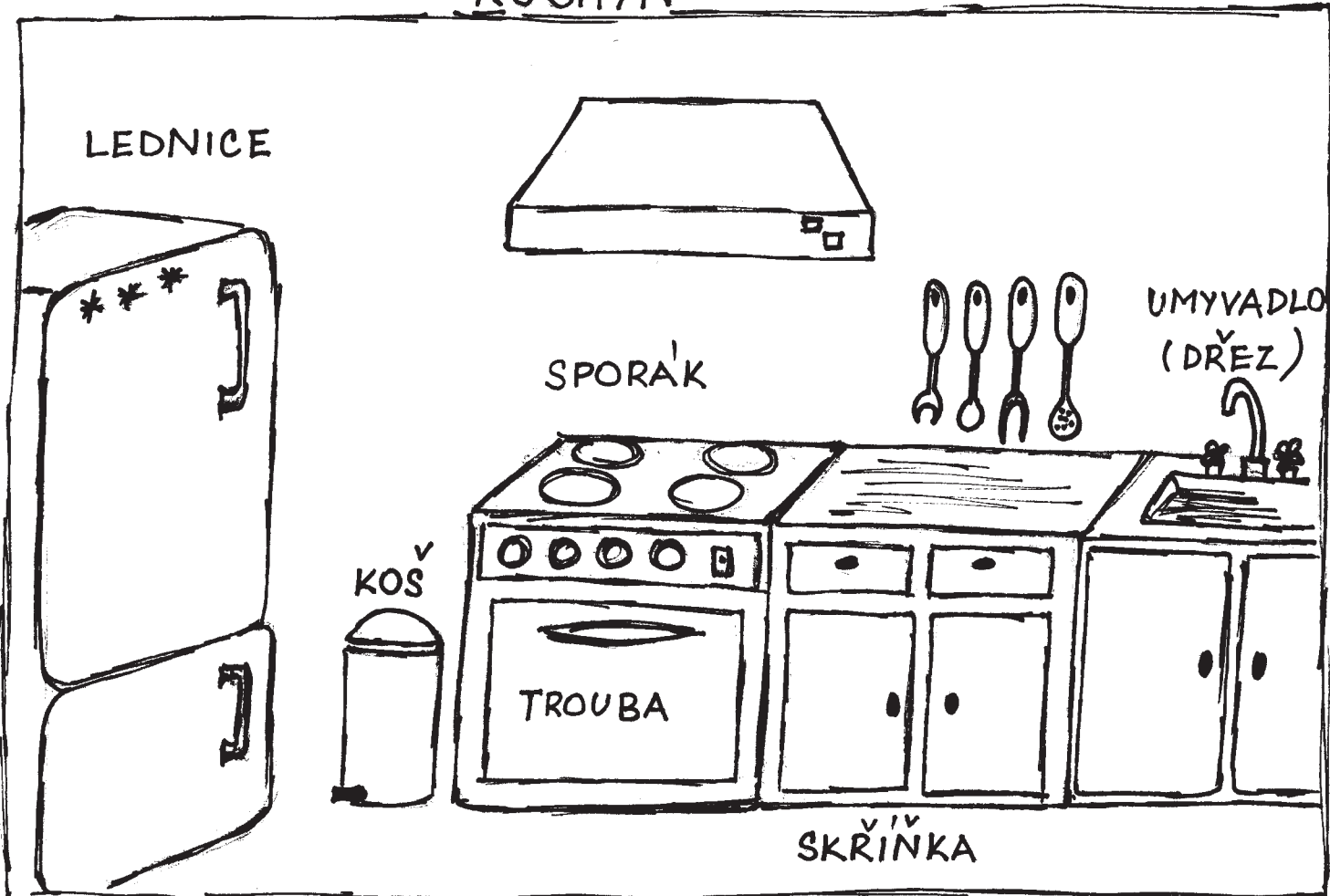
DĚTSKÝ POKOJ




KOUPELNA




KUCHYŇ




KOUPELNA



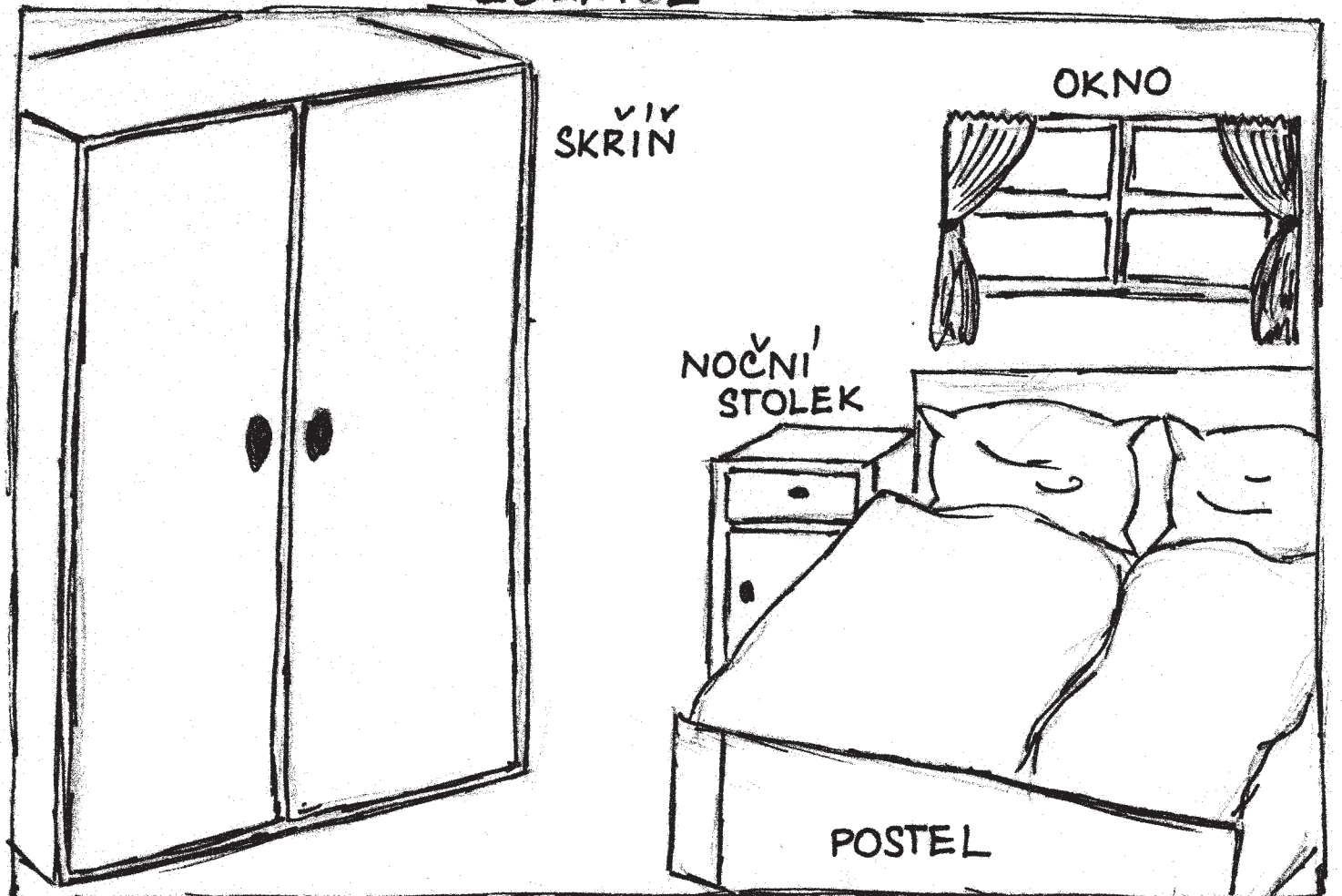
KUCHYŇ




OBYVACÍ POKOJ




LOŽNICE



OBYVACÍ POKOJ




LOŽNICE






HODINY




BUDÍK

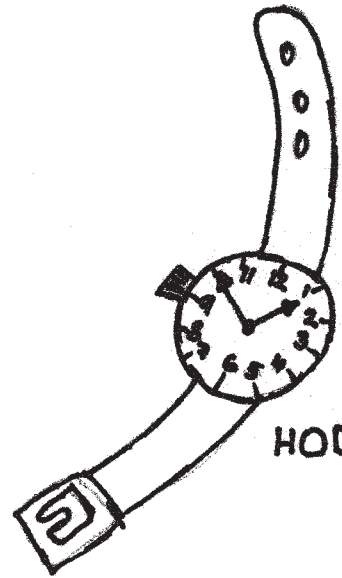


LAMPA

DOPIS




TÁŠKA




HODINKY

NIT




JEHLA


ZÁMEK




KLÍČ



TELEVIZE




TELEFON



MOBILNÍ
TELEFON




BRYLE



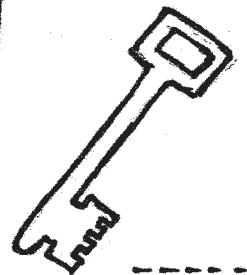


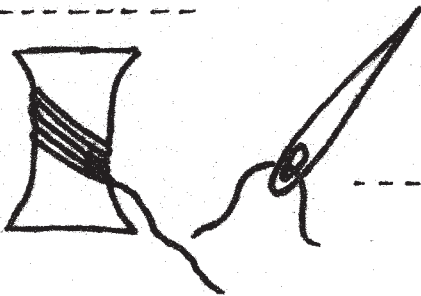
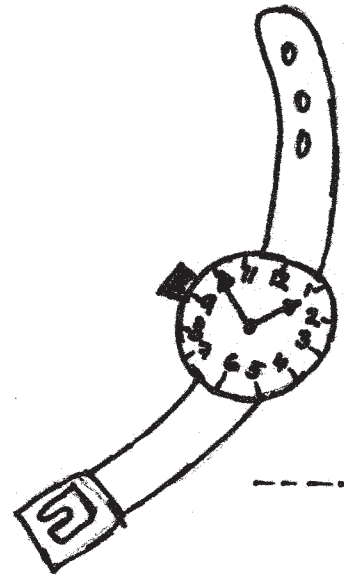

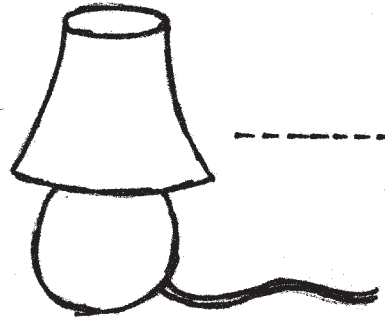
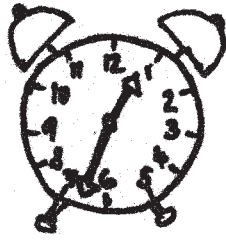
NOVINY





FOTOAPARAT



POCITAC





ZE SLABIK TVORĚ SLOVA NA OBRAZČÍCH.

bry' le do
 le te o pis
 fon ka
 za mek di pa ny bal
 ho lam tas'

ČAROU SPOJ BODY PODLE ČÍSEL. CO JE NA OBRAZKU?


DOPLŇ DO VĚT NÁZVY MÍSTNOSTÍ (LOŽNICE, KUCHYŇ,
KOUPELNA, OBÝVACÍ POKOJ, DĚTSKÝ POKOJ)

1. Na televizi se díváme v
2. Zuby si čistíme v
3. Maminka vaří jídlo v
4. Hrajeme si v
5. Rodiče spí v

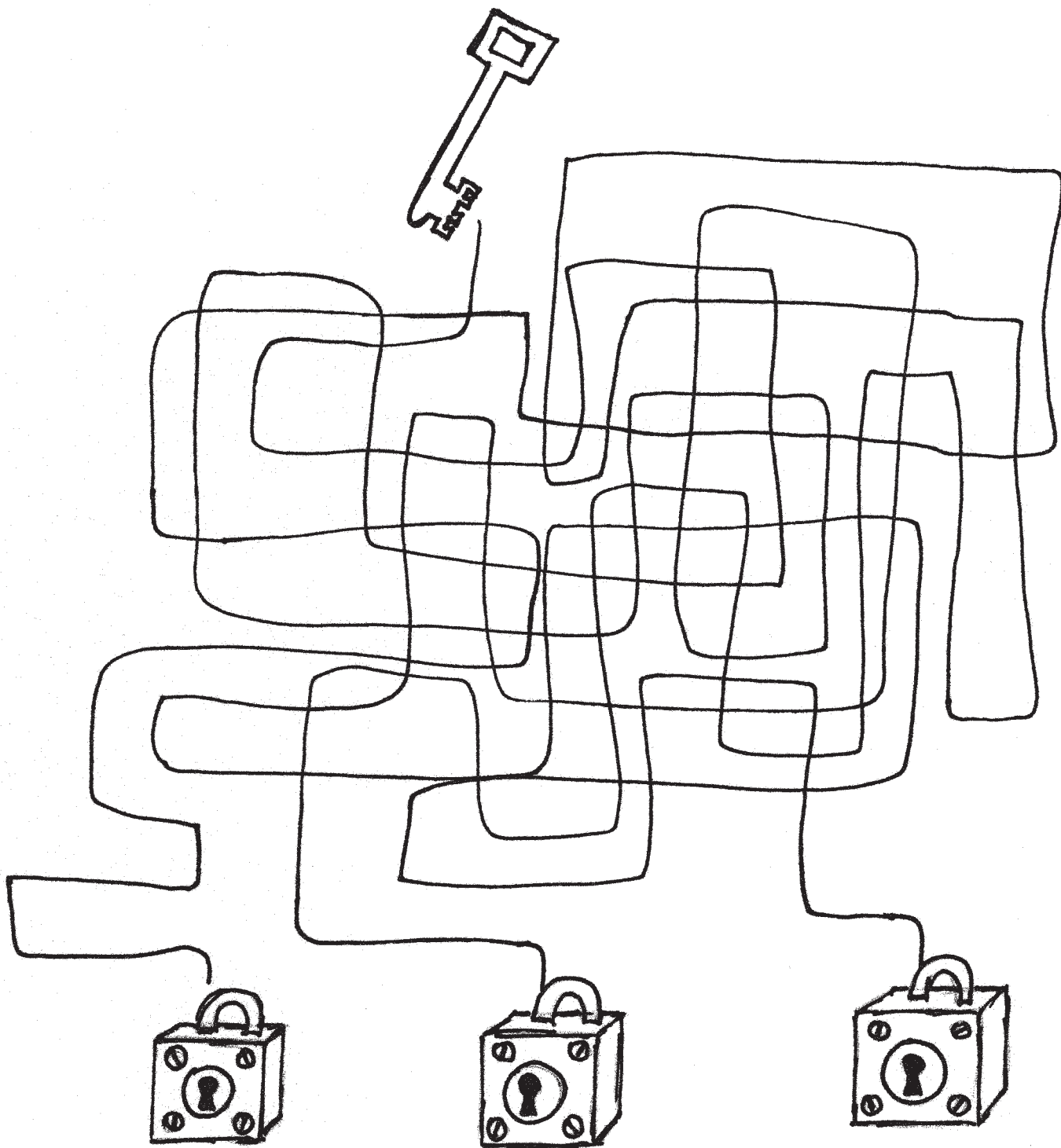
KTERÉ SLOVO DO ŘADY NEPATŘÍ?

- A) křeslo, televize, stůl, vachod, koberec
- B) hračky, postel, skříň, lednice, obrázek
- C) umyvadlo, ručník, postel, kartáček, hráben
- D) lednice, televize, hmoč, talíř, trouba
- E) postel, skříň, noční stolek, vachlony, lžice

NAKRESLI OBRAZEK, KTERÝ
BY SIS POVĚSIL DO SVĚHO
DĚTSKÉHO POKOJE.



DO JAKÉHO ZÁMKU PATŘÍ KLÍČ?



ZAKROUŽKUJ, CO PATŘÍ DO KOUPELNY.

MYDLO
KARTÁČEK

TELEVIZE

TALÍŘ

UMYVADLO

STŮL

VANA
HŘEBEN
POSTEL

8.


den, měsíc

a


počasí



DEN




NOC




DNY : PONDĚLÍ ÚTERÝ STŘEDA
 ČTVRTEK PÁTEK SOBOTA
 NEDĚLE

7 DNI' = TYDEN




SLUNCE



SNÍH



MRAKY



BOURKA

BLESK



DEŠŤ



MĚSÍC



HVĚZDY

MĚSÍCE: LEDEN ÚNOR BŘEZEN DUBEN
KVĚTEN ČERVEN ČERVENEC
SRPEN ZÁŘÍ ŘÍJEN LISTOPAD
PROSINEC

12 MĚSÍCŮ = ROK

DOPLŇ VĚTY:


- 1) Školní rok začíná v
- 2) Vánoce slavíme v
- 3) Velikonoce slavíme v
- 4) První měsíc v roce je
- 5) Poslední měsíc v roce je
- 6) Velké letní prázdniny jsou v


9.

jíme, pijeme

a vaříme

v kuchyni





SÍTKO



OTVÍRÁK



SKLENICE



TALÍŘ



MISKA

HRNEK



LŽIČKA

VIDLIČKA



NŮŽ




LŽÍCE



VAREČKA





NABĚRAČKA


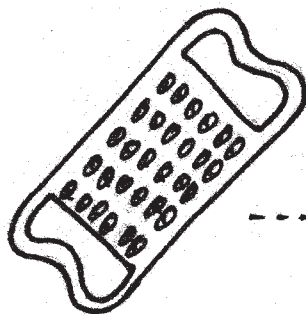

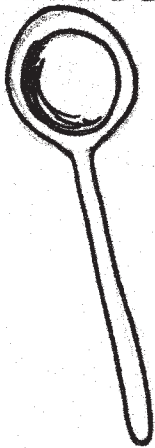

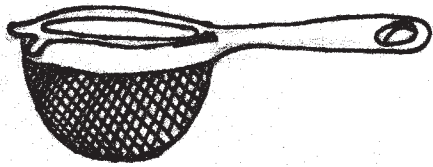


PÁNEV


HRNEC




STRUHADLO




KOLAČ^{1v}



BONBÓN



DORT





VAJÍČKA

ZMRZLINA

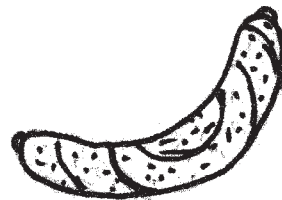


JITRNICE



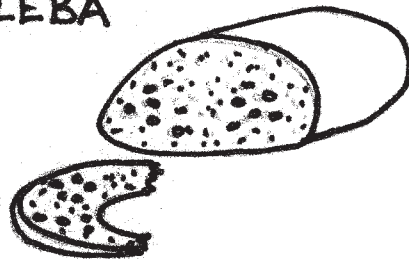
SÝR

SALÁM




ROHLÍK


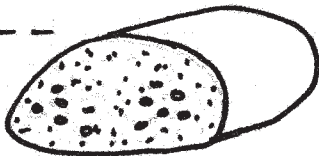



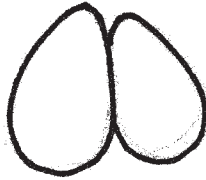
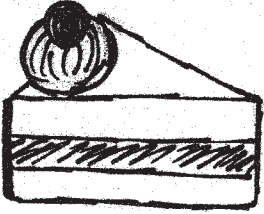

CHLEBA




BÁBOVKA



MASO




SPOJ BODY. CO JE NA OBAŽKU? DOKRESLI K OBRAŽKU TO, CO K NĚMU JEŠTĚ PATŘÍ.



ZAKROUŽKUJ, CO PATŘÍ DO KUCHYNĚ A ŠKRTNI, CO DO KUCHYNĚ NEPATŘÍ.



CO SNĚDL OTESAŇEK?



SPRÁVNĚ DOPLŇ VĚTY.

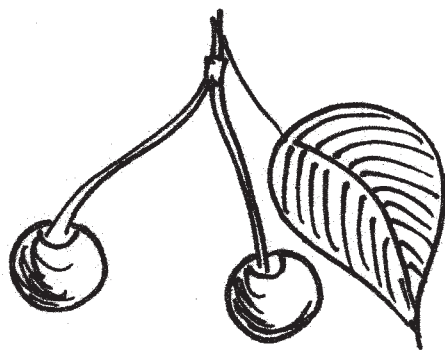
- A) Polévku jíme (vidličkou, lžící, nožem).
- B) Vodu pijeme z (sklenice, hrnce, vařečky).
- C) Ráno jíme (rohlík, smetanu, jitrnici).
- D) Jídlo jíme z (pánve, talíře, naběračky).
- E) Maso krájíme (nožem, lžičkou, vidličkou).

10.


ovoce

a


relenina




JABLKO



HRUŠKA




TŘEŠNĚ




JAHODA



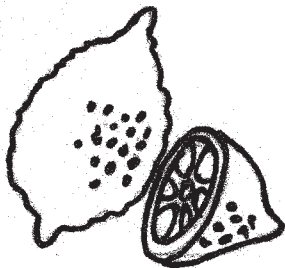
BANÁNY




RYBÍZ



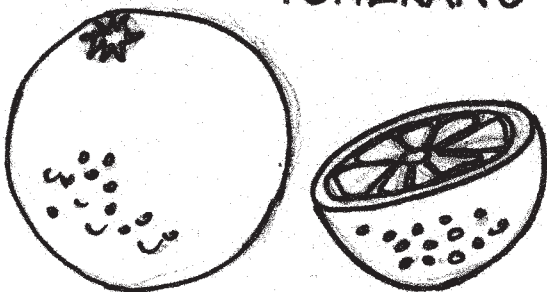
CITRÓN




ŠVESTKA


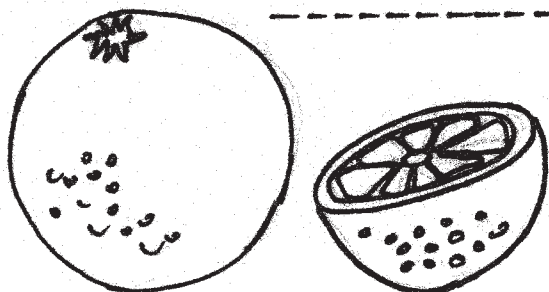
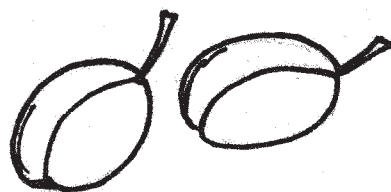

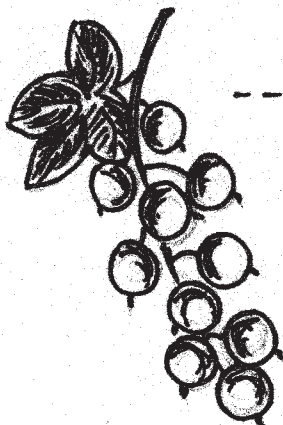


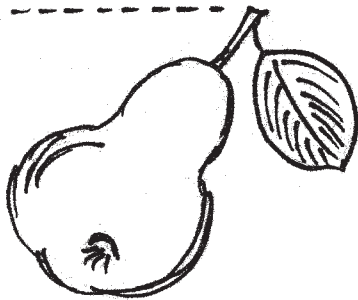




POMERANČ




ANANAS








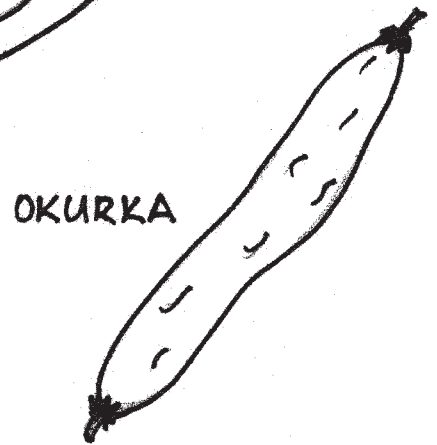
MRKEV



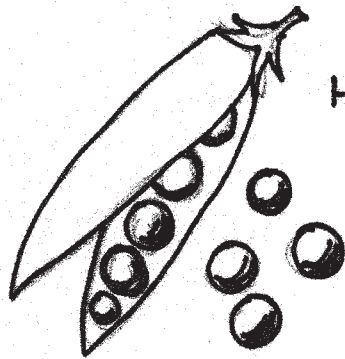
ŘEDKVIČKA




PAPRIKA




OKURKA




HRÁŠEK




PŮREK



RAJČE







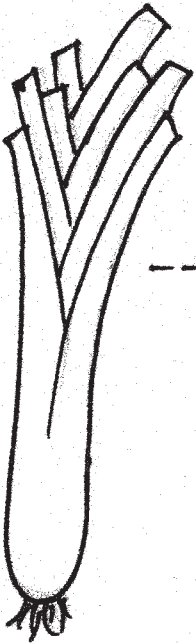
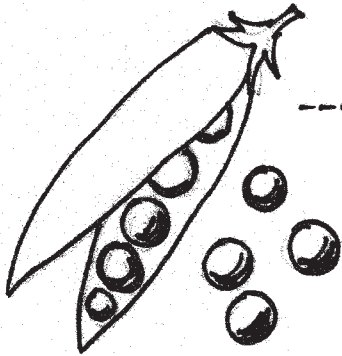
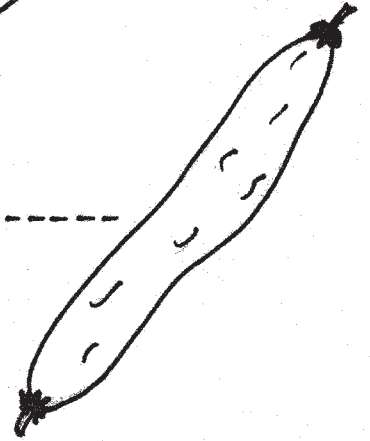
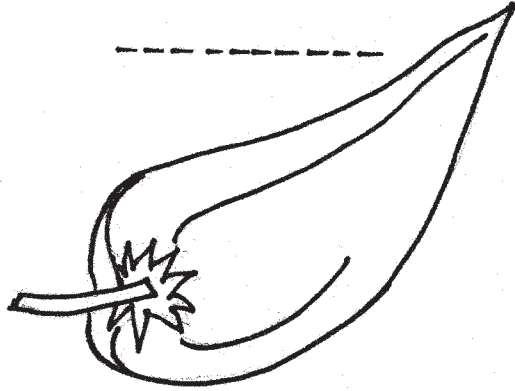


CIBULE



ČESNEK



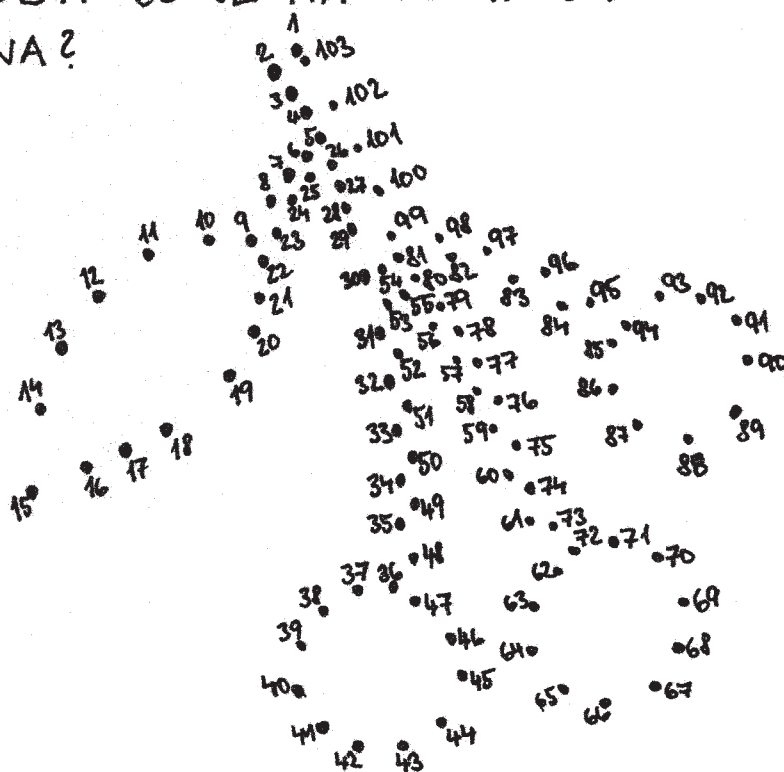
ZELÍ



OVOCE ZAKROUŽKUJ MODŘE, ZELENINU ZELENĚ.

jablko
hruška
paprika
rajče
meloun
ananas
citrón
okurka
keli
banán
ředkvička
pomeranč
cibule
švestka
hrášek

SPOJ BODY. CO JE NA OBRAZKU? JE TO OVOCE NEBO ZELENINA?




11.

krajeme si
s hračkami



PANENKA

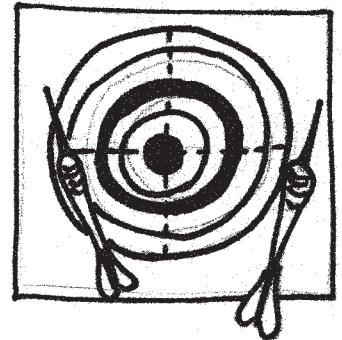


MEDVIĎEK

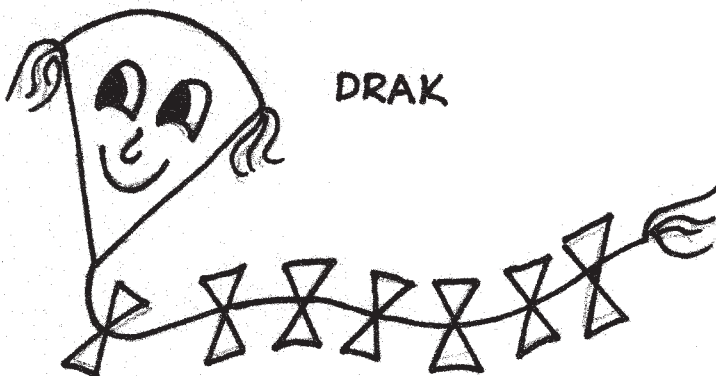


MIEČ


ŠIPKY





DRAK



MEČ









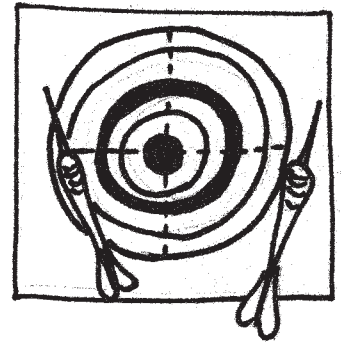
AUTO




PEXESO

KOSTKY





VYTVOR' PEXESO.



ZAKROUŽKUJ, S ČÍM SI MUŽEŠ HRÁT A ŠKRTNI TO, S ČÍM SI HRÁT NEMUŽEŠ A ŘEKNI PROČ.



DOKRESLI PANENKU A VYBARVI JI!




NAKRESLI, JAKÉ HRAČKY MÁŠ DOMA.

12.


oblíkáme se

a

obouváme



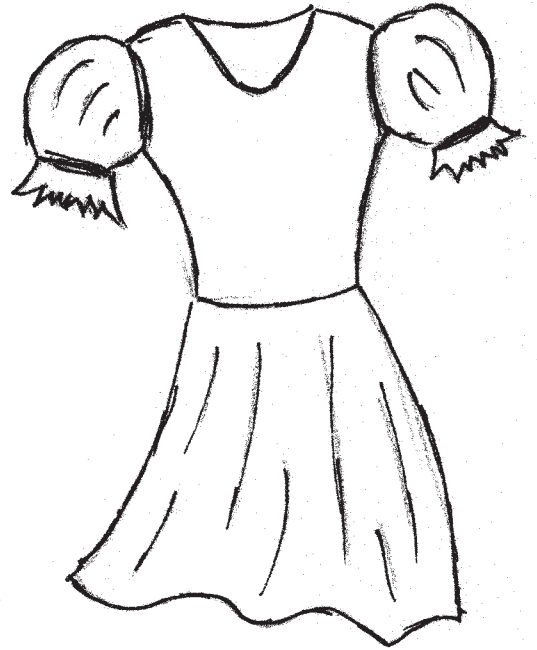
KOŠILKA




TRIČKO



ŠATY

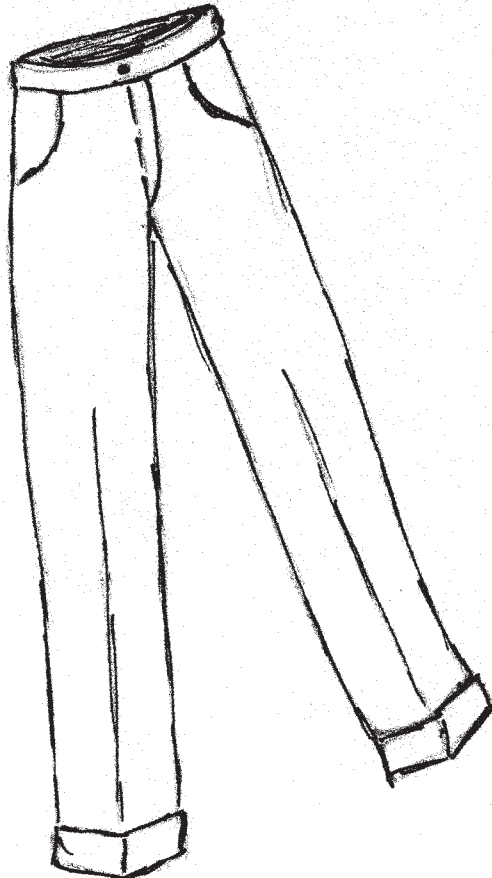


KALHOTKY




KRAČASY


KALHOTY




TEPLÁKY

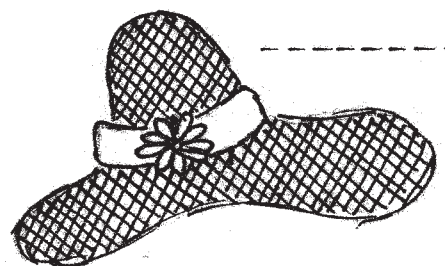


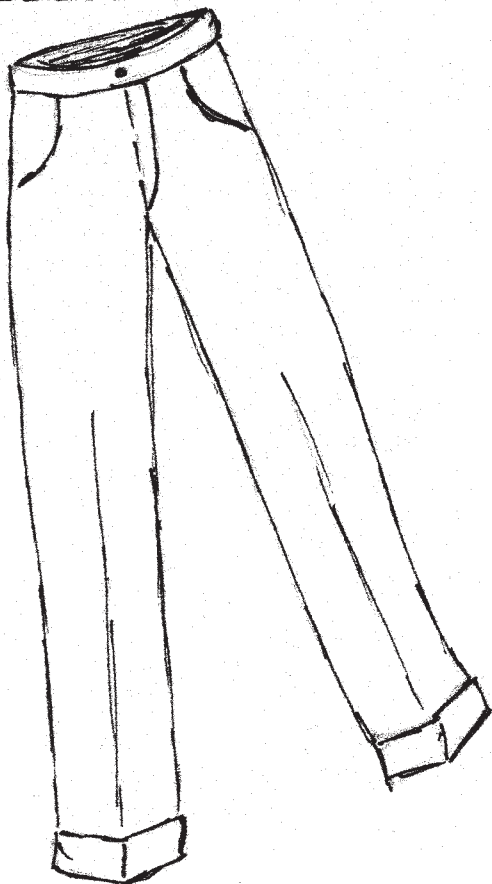
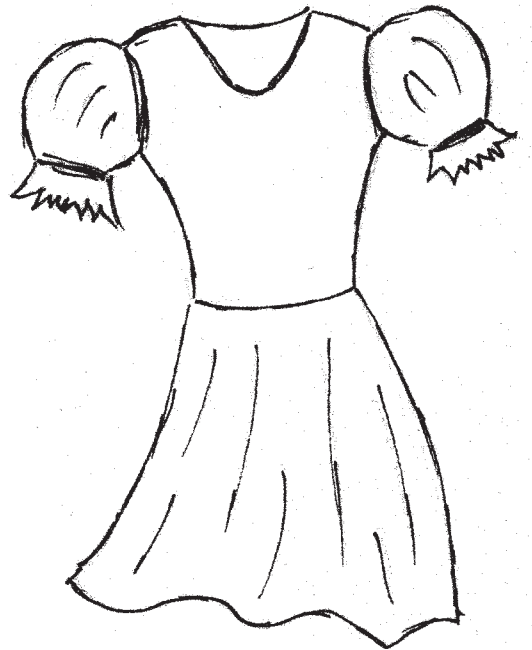




SUKNĚ



KLOBOUK





NOČNÍ
KOŠILE



KRAVATA



KOŠILE




ŠÁLA



ČEPICE

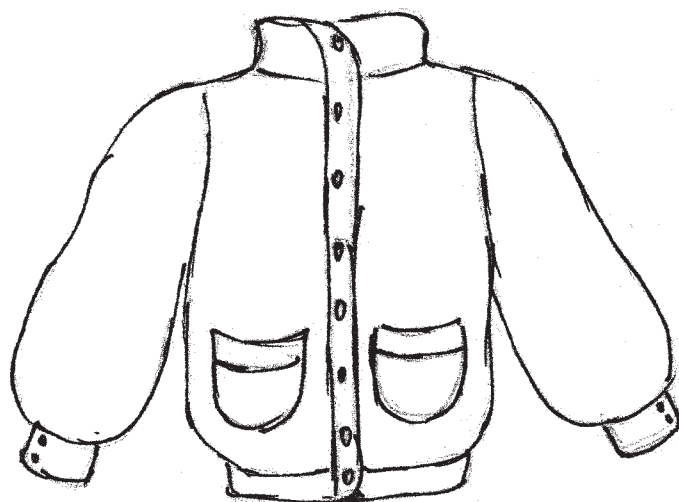


RUKAVICE

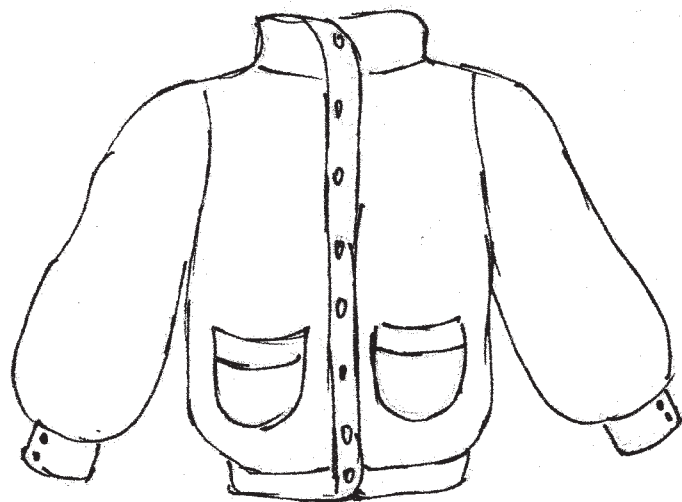






PONOŽKY

BOTY



BUNDA



DO VĚT DOPLŇ ČÁSTI OBLEČENÍ!


1. Když jdeme spát, obléčeme si _____
2. Když jdeme cvičit (sportovat), obléčeme si _____
3. Když svítí slunce, na hlavu si dáme _____
4. Když je zima, obléčeme si _____
5. Na nohy si obujeme _____
6. Když jdeme do školy nebo do práce, obléčeme si _____

VYBARVI OBRÁZEK PODLE POKYNŮ.

1. ČERVENÁ
2. ŽLUTÁ
3. MODRÁ
4. ČERNÁ
5. ZELENÁ



NAKRESLI HOLČIČKU, KTERA BUDE MÍT NA SOBĚ MODRÉ
TRÍČKO, ŽLUTOU SUKNI, ČERVENOU ČEPICI (KLOBOUK) A
ZELENÉ BOTY.



Z MOŽNOSTÍ VYBER SPRÁVNOU ODPOVĚď A ZAKROUŽKUJ JI.


- A) Na nohy si obléknu (tríčko, kraťasy, čepici).
- B) Na ruce si vezmu (šálu, ponožky, rukavice).
- C) Na nohy si obléknu (košili, kalhoty, bundu).
- D) Na nohy si obuju (boty, špláky, košilku).
- E) Na hlavu si vezmu (sukni, šaty, klobouk).

13.



jedeme,

plujemo,

letimo




LOĎ




KOLO


AUTOBUS




LETADLO



AUTO



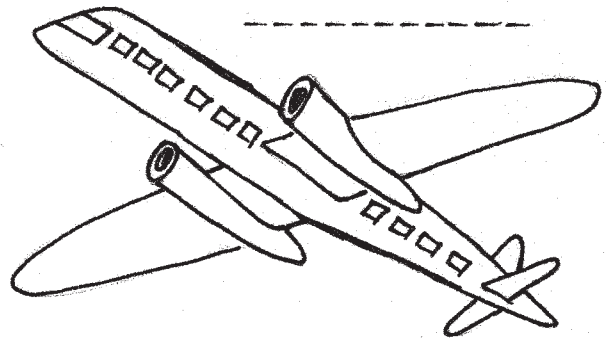





MOTORKA



VLAK






ROZDĚL DOPRAVNÍ PROSTŘEDKY DO TABULKY PODLE TOHO, JAK SE POHYBUJÍ.

lodě autobus
 auto
 motorka letadlo
 vlak kolo

léta	jezdí	pluje

YBARI OBRAZEK. CO JE NA OBRAZKU?


1. - modrá 3. - hnědá 5. - červená
 2. - černá 4. - žlutá





14.

domáci


zvieratá




KOČKA



PES




SLEPICE










KOHOUT


OVCE




KACHNA









KRAVA




KRALIK




HUSA



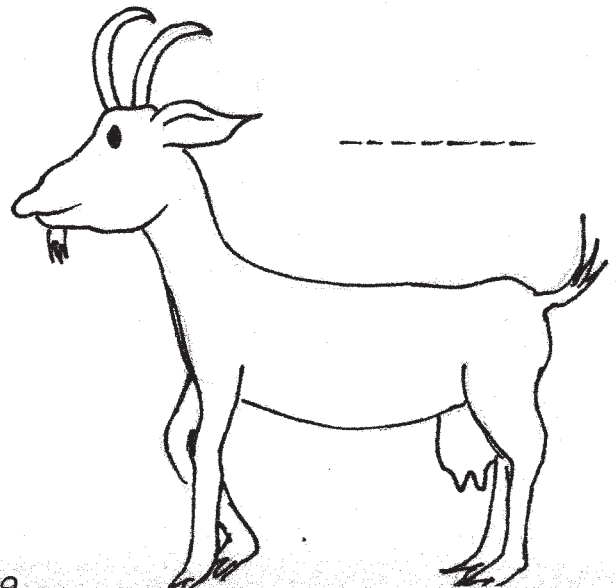





PRASE



KUN



KOZA




PŘÍRA^ŮD ZVÍŘ^ŮE KE STOPA^M.^Ů

kuř^o

kachna

pes

slépice



JAKÉ ZVUKY VYDAVÁJÍ ZVÍŘATA (SPOJ ZVÍŘE SE ZVUKEM ČAROU).

KRAVA

KOZA

OVCE

PES

PRASE

KOČKA

SLEPICE

KOHOÚT

bú, bú

mé, mé

ko ko da'k

beeee

chro, chro

haf, haf

mňau, mňau

kykyryky'

ZVÍŘATA, KTERA MAJÍ 2 NOHY, ZAKROUŽKIJ MODŘE A
ZVÍŘATA, KTERA MAJÍ 4 NOHY ZELENĚ.

kráva

králik

pes

šepice

husa

pras

koza

kůň


kočka

ovce

kachna

kohout


KUDY SE KOČKA DOSTANE K MYŠI DÍŘE?




15.

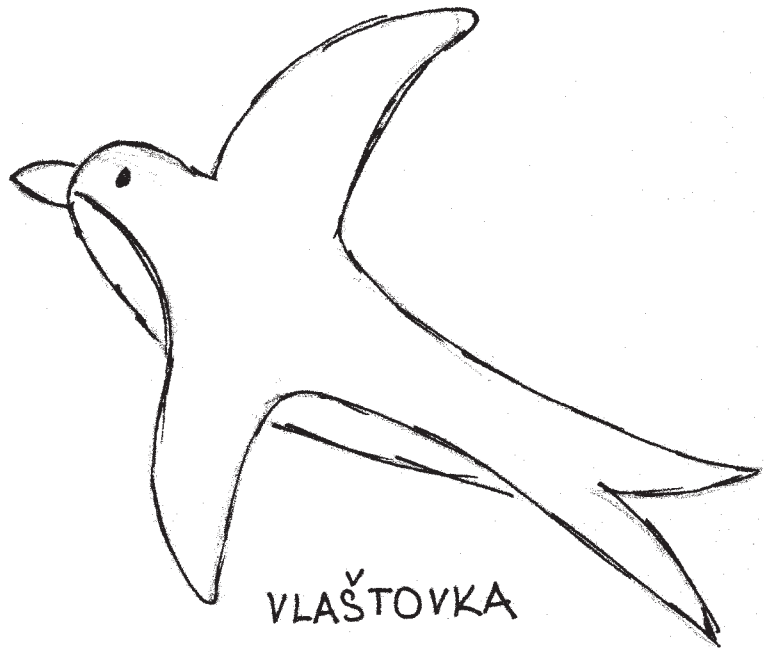
nvīāta,

kveā' l'āji







MOTÝL




VLAŠTOVKA



ČAP






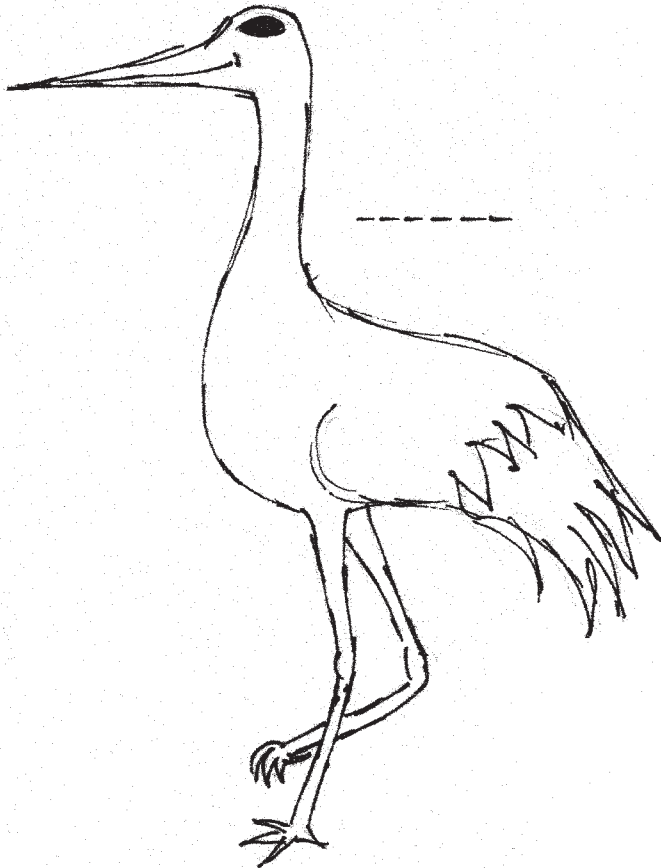


LABUŤ



SOVA




PTÁK




VYBARVI OBRAZEK. CO JE NA OBRAZKU?

- | | |
|------------|----------|
| 1. černá | 4. žlutá |
| 2. červená | 5. modrá |
| 3. zelená | |



KUDY SE DOSTANE PTAČEK K HNÍZDU SE SVÝMI VAJIČKY?



16.

co žije

v přírodě







MYS^v




JEŽEK^v




ŠNEK^v




KRTEK




VEVERKA



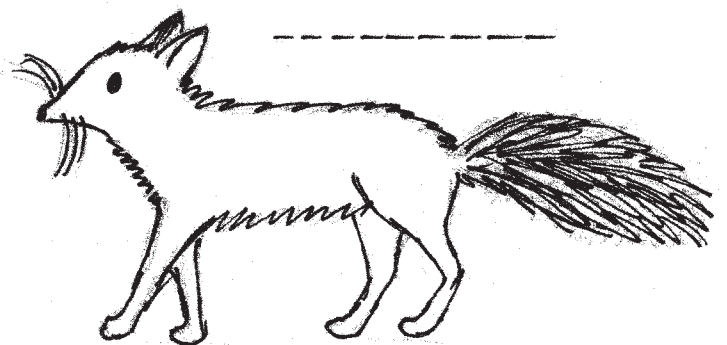






ZAJIČⁱ



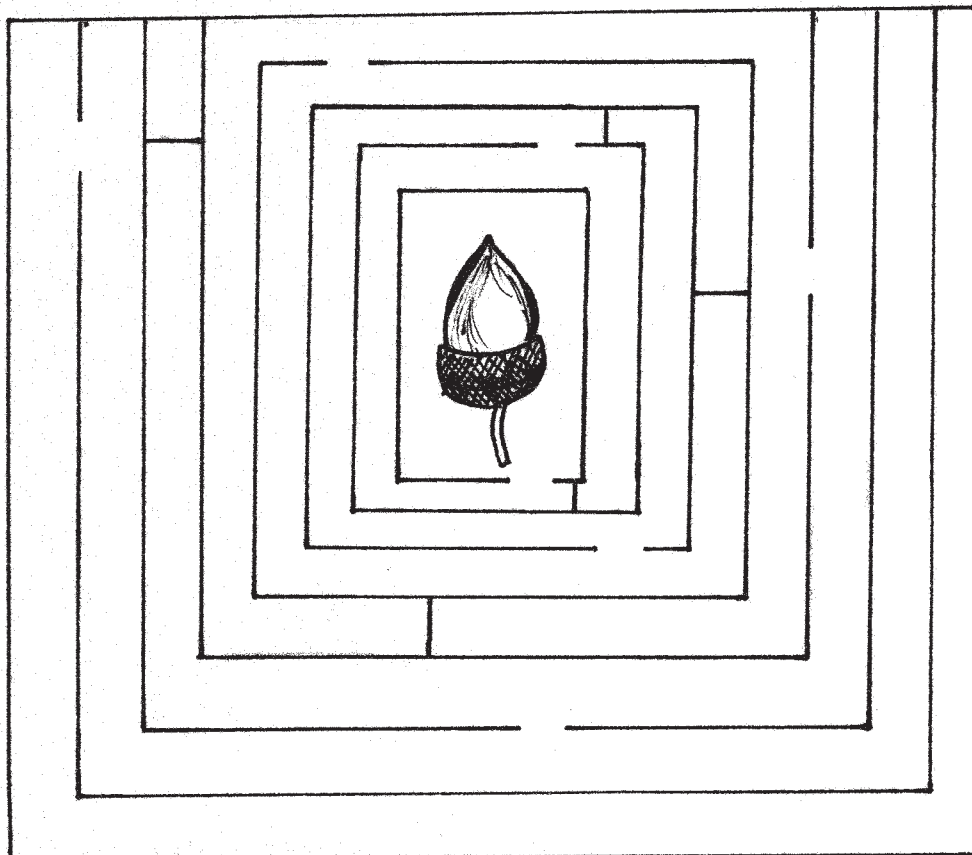
SRNA



LIŠKA^v





SPOJ BODY. CO JE NA OBRAZKU? OBRAZEK VYBARVI.



KUDY SE
VEVERKA
DOSTANE
KE SVĚMU
ORÍŠKU?



NAJDI 5 ROZDÍLŮ.




DO VĚT DOPLŇ SPRÁVNÁ ZVÍŘATA.

- A) Žvíře, které má ostré ostny a pichá, je
- B) Žvíře, které žije na stromech a nejraději má oříšky, se jmenuje
- C) Žvíře, které žije v řekách a skoro nevidí se jmenuje
- D) Žvíře, které je hodně podobné králíkovi se jmenuje

17.


co řije
ve vodi




ŽABA



DELFIN




KAPR



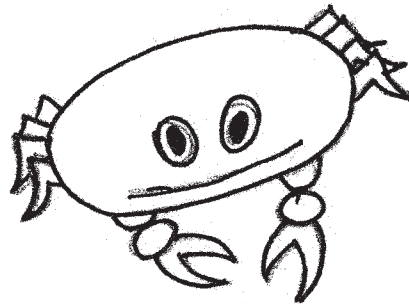
MOŘSKÝ
KONÍK



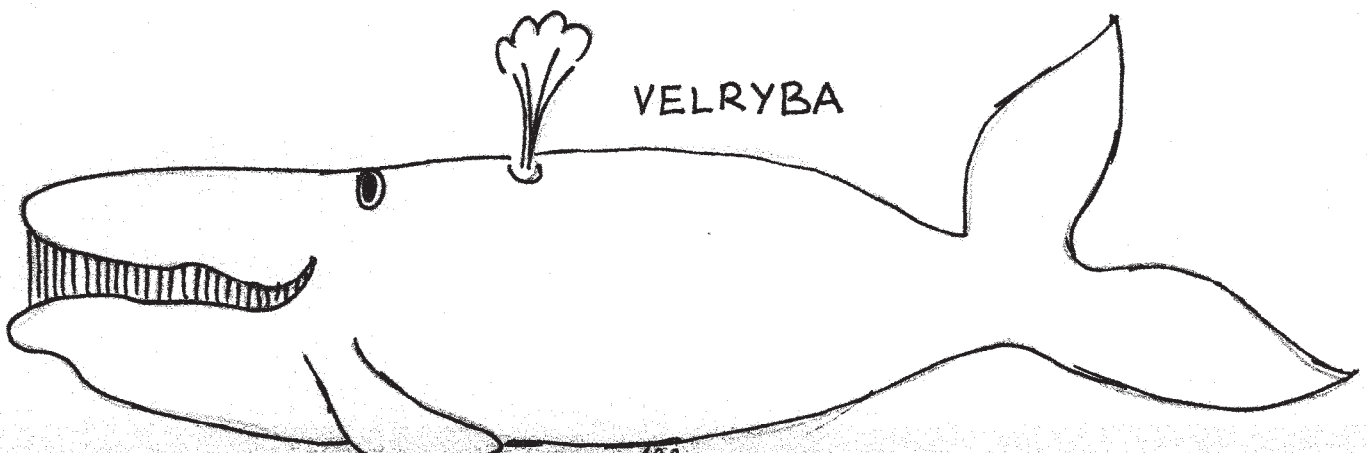
ŽRALOK

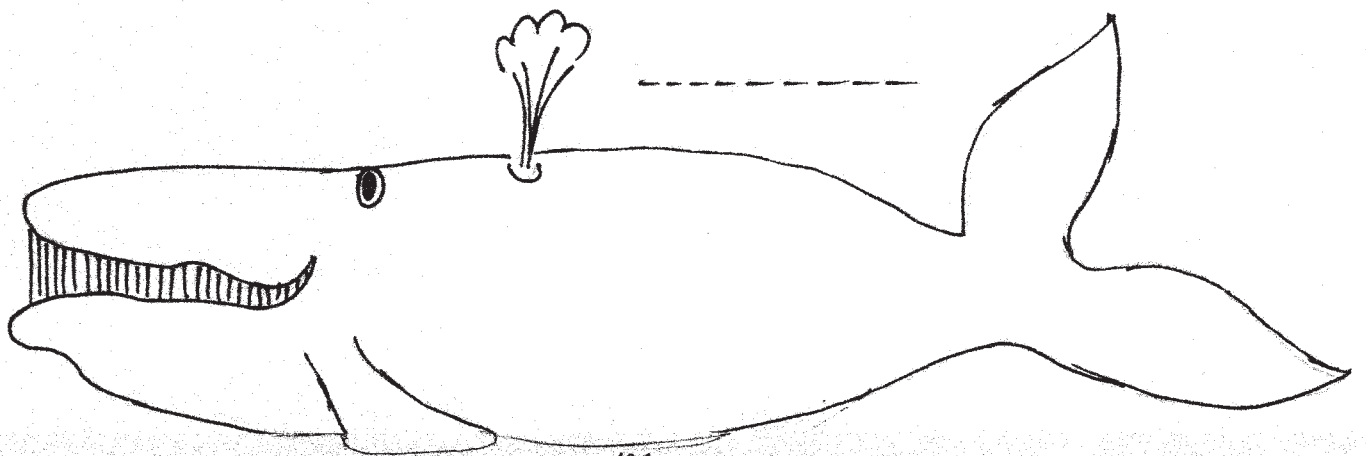
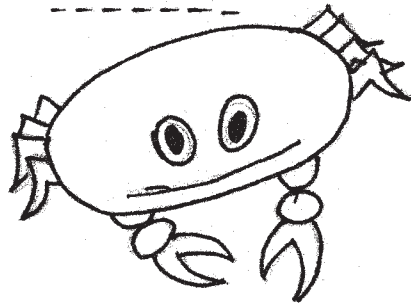


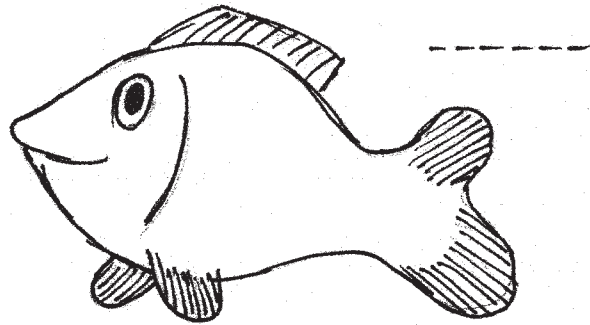




KRAB




VELRYBA





KTERÉ 2 RYBY JSOU STEJNÉ?



ODPOVĚZ NA OTÁZKY.

Co dělá ryba? (skáče, běhá, létá, plave)

Kde žije ryba? (ve vzduchu, ve vodě, na zemi)


Ryba má... (nohy, křídla, ploutve)

Ryba má na těle... (šupiny, peří, srst)

18.

noivata

ne ZOO




HAD




OPICE



SLON



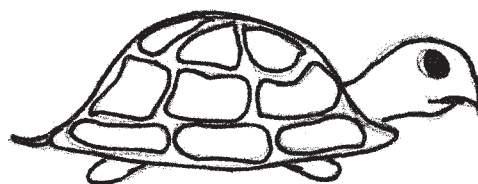
KLOKAN

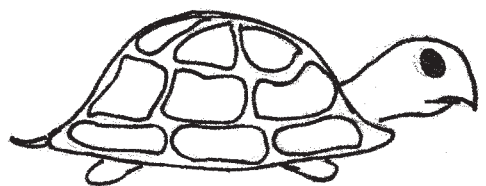






LEV




ŽELVA





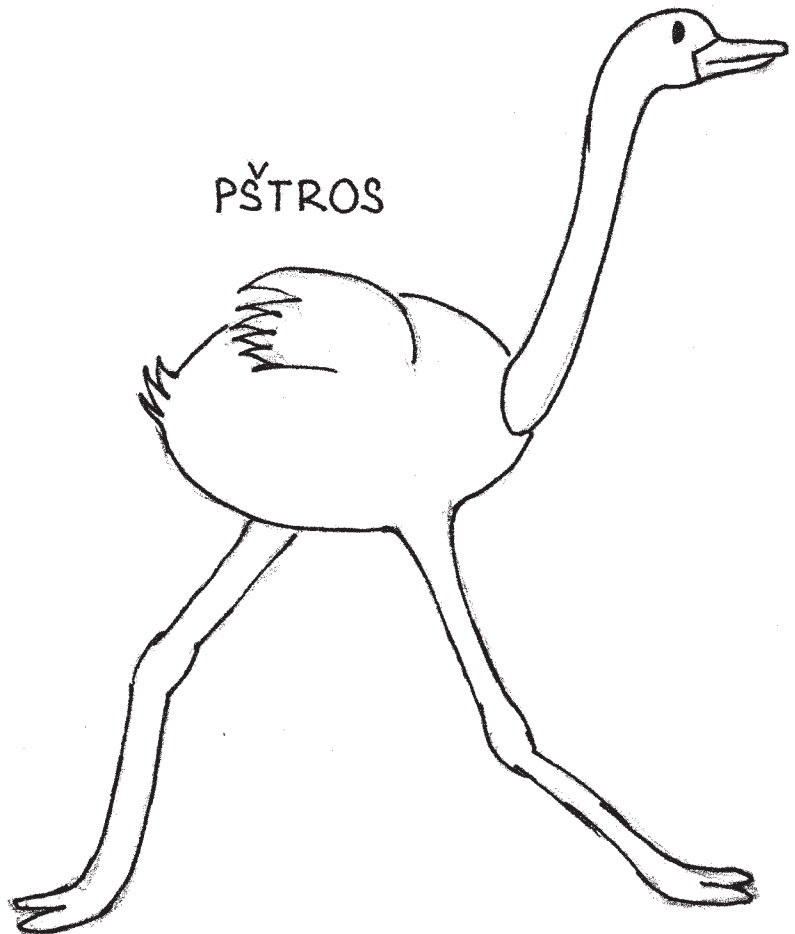
VELBLOUD




NETOPÝR



PŮSTROS

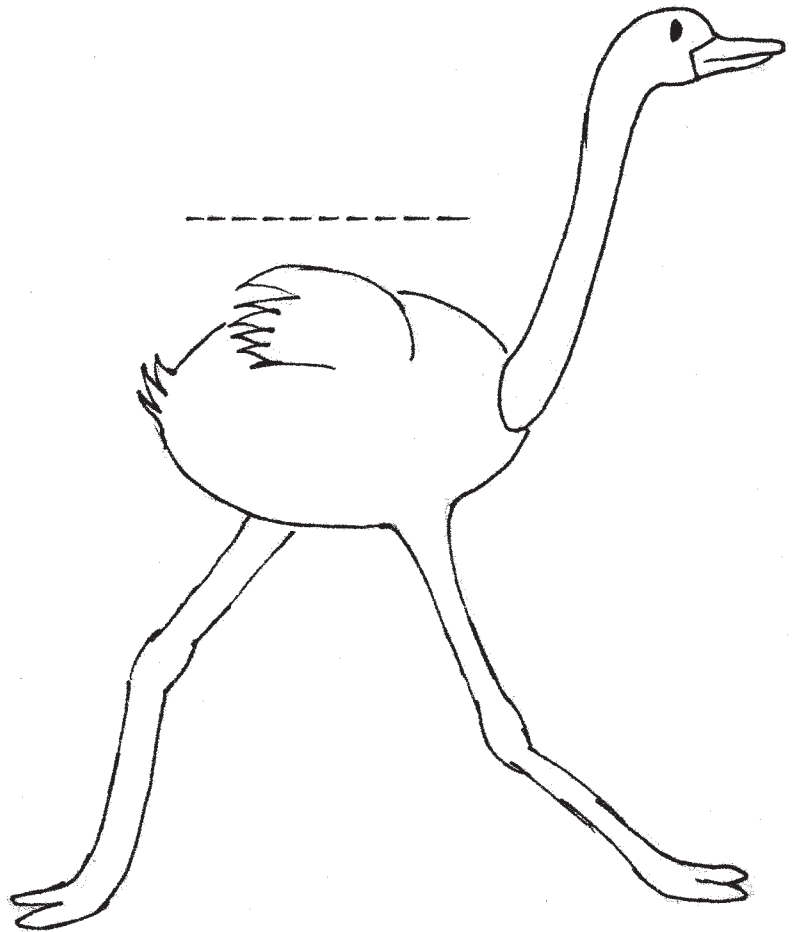






TUČŇÁK



KROKODÝL









HROCH







LACHTAN



MEDVĚD



TYGR



SPOJ VĚTY SE ZVÍŘATY.

1. Pláče se a syčí.
2. Je chlupatá a nejradyji má banány.
3. Je velký a má dlouhý chobot.
4. Má kolem hlavy velkou hřívu.
5. Pomalu leze a má tvrdý krunýř.
6. Má dlouhé nohy a rychle běhá.
7. Má hodně ostrých zubů a žije ve vodě.
8. Má dva hrby a žije na poušti.

krokodýl

slon

pištos

lev



velbloud

had

opice


želva

KUDY SE DOSTANE OPICE K BANÁNŮM?



19.

roslingy






STROM

KERŮ


KVĚTINA



TULIPÁN



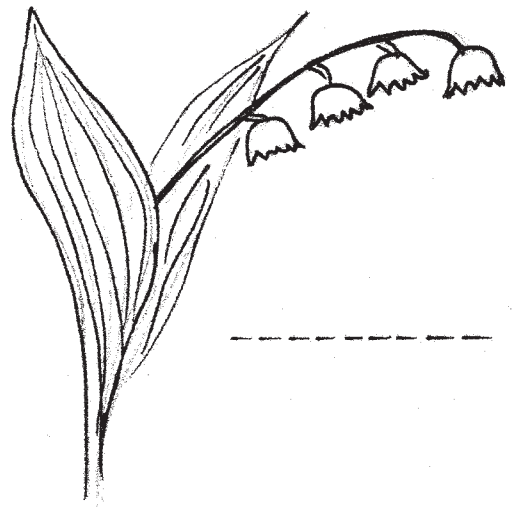


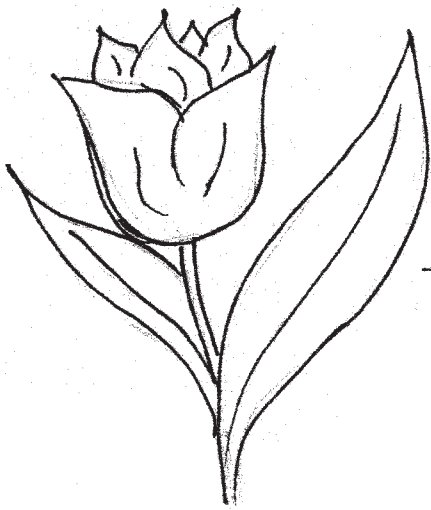
RUŽE



PAMPELIŠKA



KONVALINKA

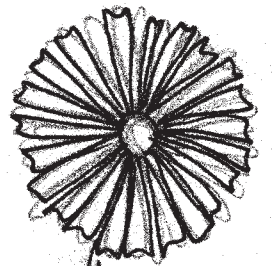




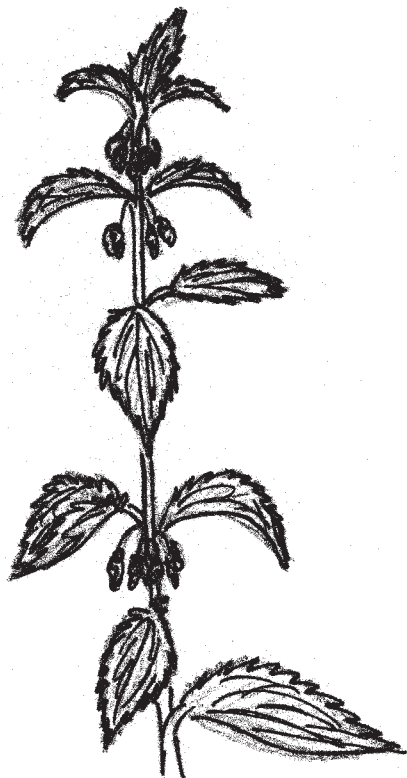
NARCIS



VÍŠÍPEK



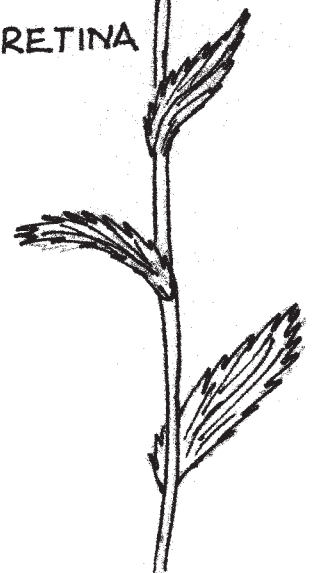
KOPRETINA

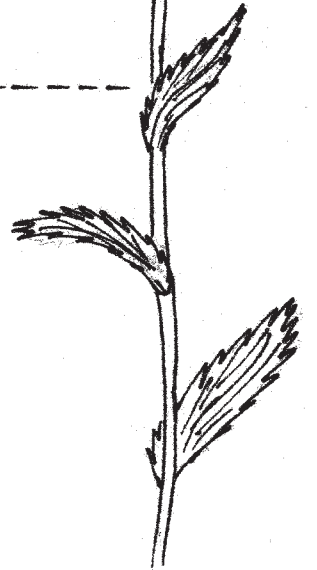
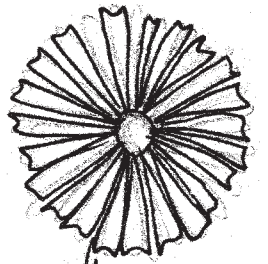


KOPŘIVA



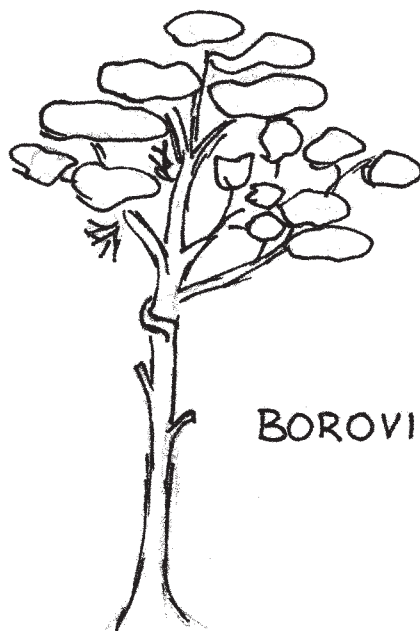
SLUNEČNICE








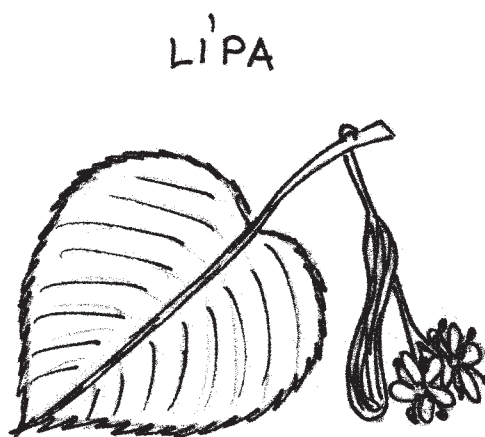
SMRK



BOROVICE



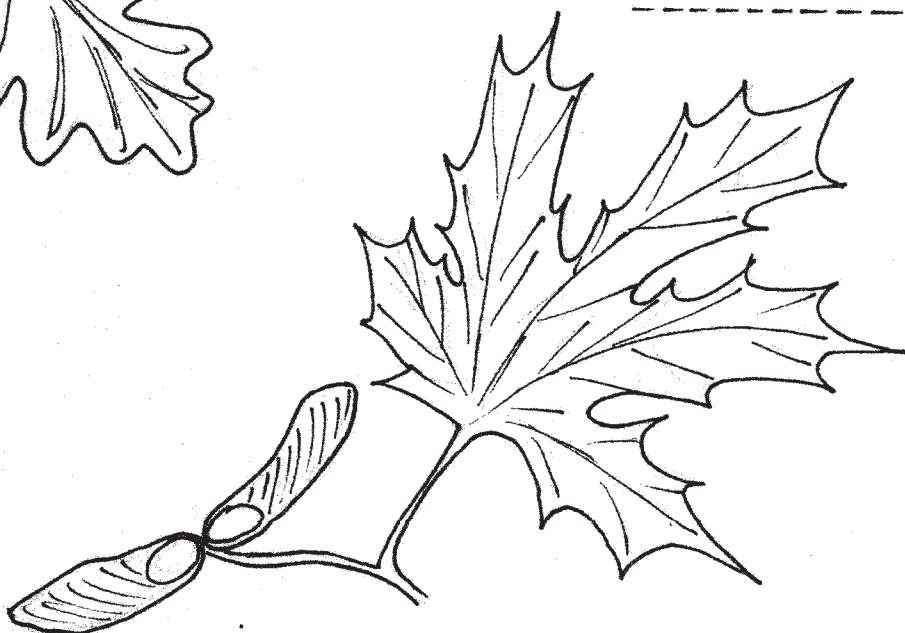


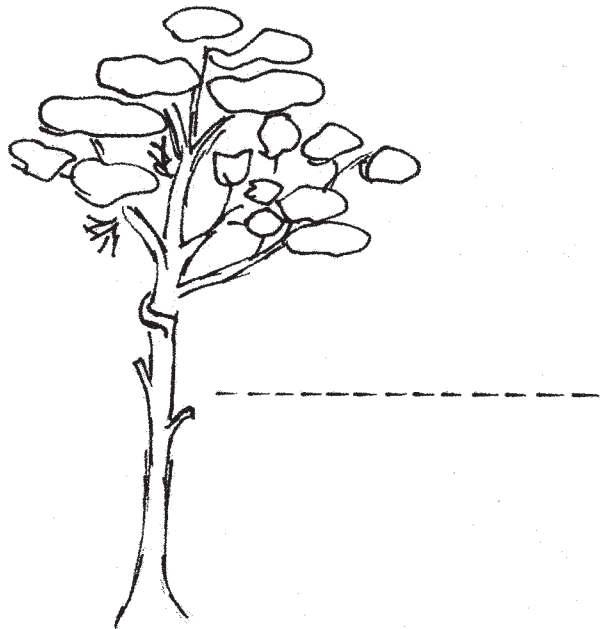

DUB



LIPA




JAVOR



VYBARVI OBRAZEK. CO JE NA OBRAZKU?

- Δ zelená ○ hnědá
 □ červená □ žlutá



ROZDĚL TYTO ROSTLINY NA STROMY, KEŘE A KVĚTINY A VEPÍŠ JE DO TABULKY.

	strom	keř	květina
tulipán			
říve			
lípa			
pampeliška			
smrk			
žlutá			
borovice			
slunečnice			
kopretina			
dub			
smrk			
kopřiva			
javor			

20.

roční období

a

sparty



ROČNÍ OBDOBÍ:

JARO

březen
duben
květen

LÉTO


červen
červenec
srpen



PODZIM

září
říjen
listopad

ZIMA

prosinec
leden
únor





ROČNÍ OBDOBÍ:

JARO

březen
duben
květen

LÉTO



červen
červenec
srpen



PODZIM

září
říjen
listopad



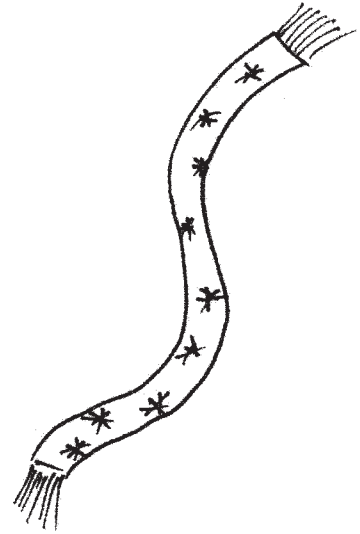


ZIMA

prosinec
leden
únor






V JAKÉM ROČNÍM OBDOBÍ NOSÍME TOTO OBLEČENÍ?




DOKRESLI A VYBARI VELIKONOČNÍ VAJÍČKO A VÁNOČNÍ STROMEČEK.



DO VĚT DOPLŇ ROČNÍ OBDOBÍ.


1. Koupeme se v
2. Lyžujeme v
3. Velikonoce slavíme na
4. Houby sbíráme na
5. Draka pouštíme, na
6. Sněhuláka slavíme v
7. Vánoce slavíme v
8. Tenis hraje v
9. Na bruslích jezdíme v
10. Listí ze stromů opadá na
11. Sníh leje na
12. Sněží v

KTERÉ 2 ČEPICE JSOU STEJNÉ ?




21.

pracujeme
s nářadím



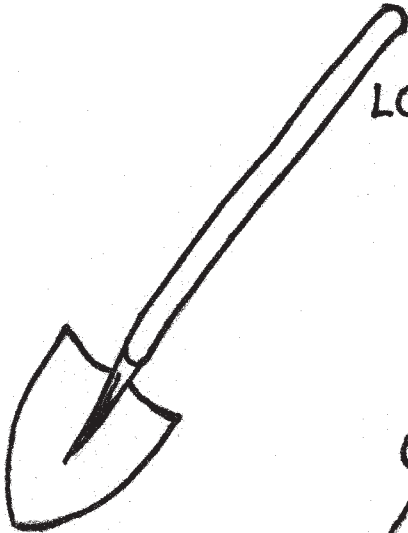
PILA



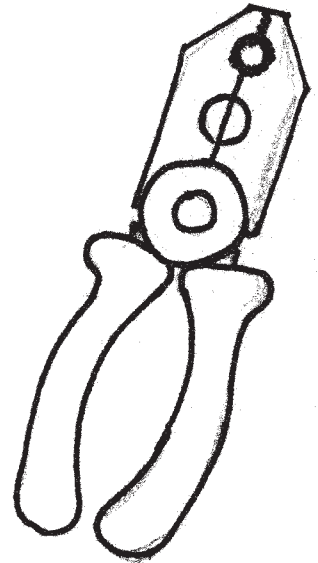
ŠROUBOVAK



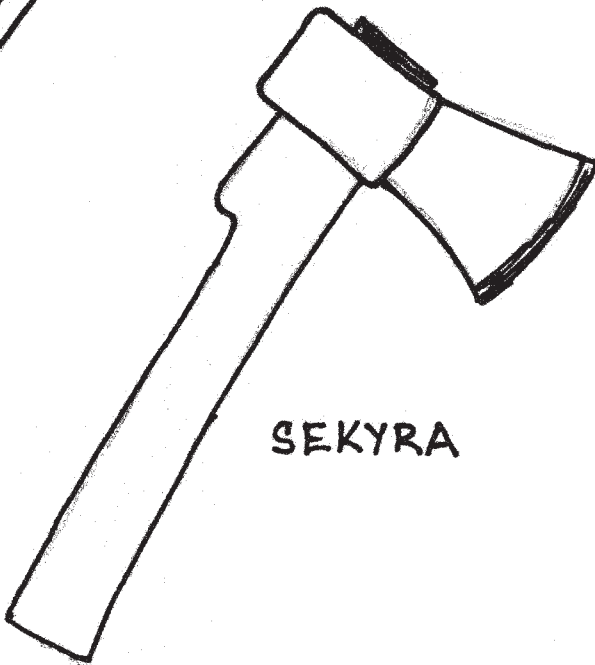
LOPATA



KLEŠTĚ



SEKYRA




NUŽ



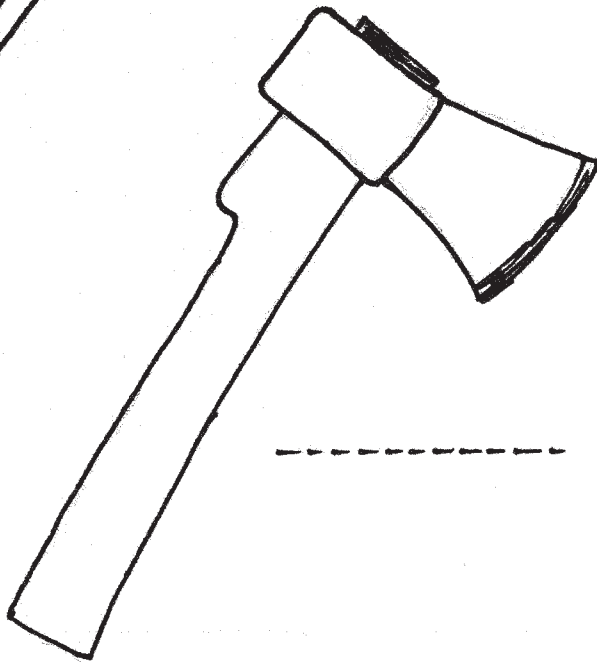
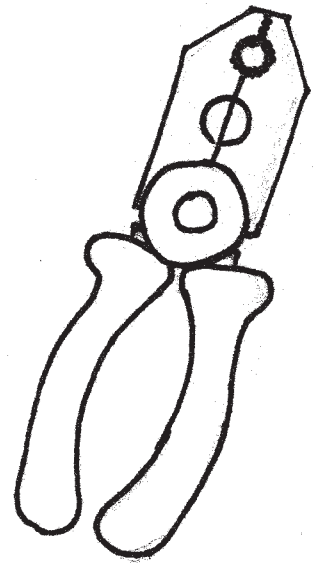

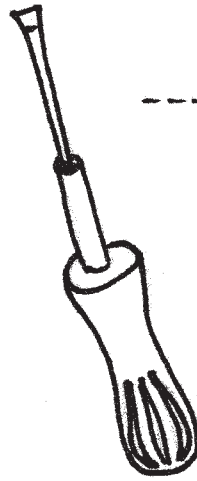
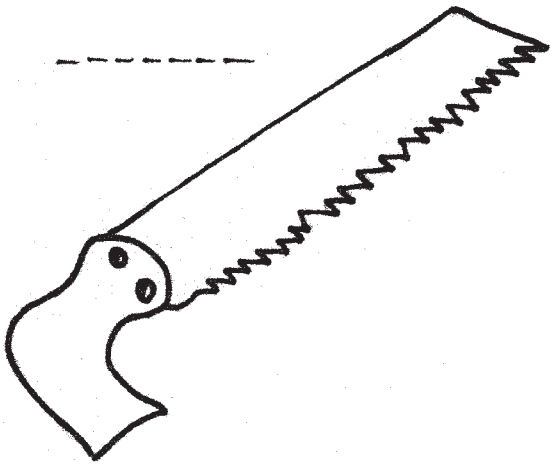


KLADIVO

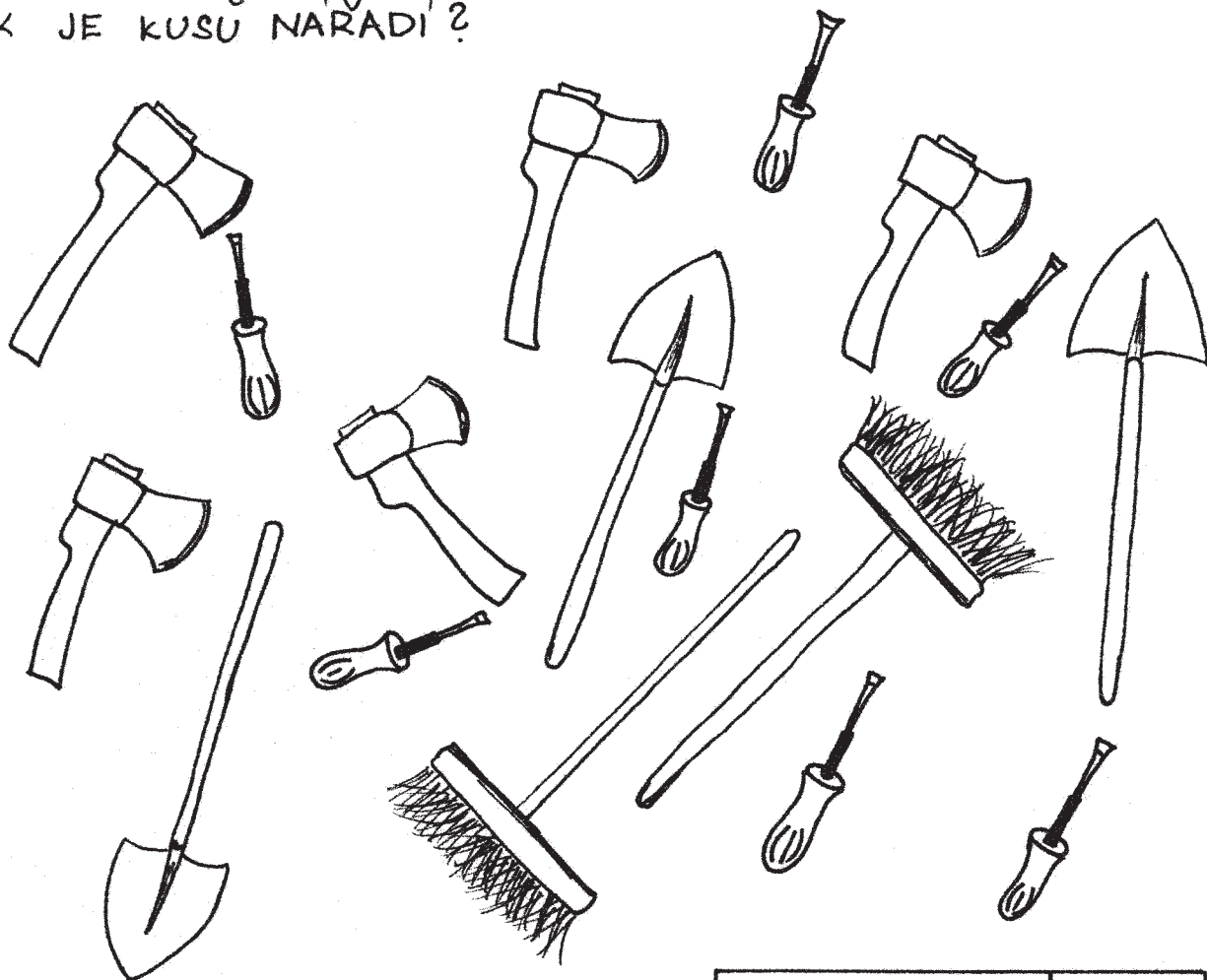


KOŠTĚ





KOLIK JE KUSŮ NÁŘADÍ?



šroubováky	
koštěta	
lpaty	
sekyry	

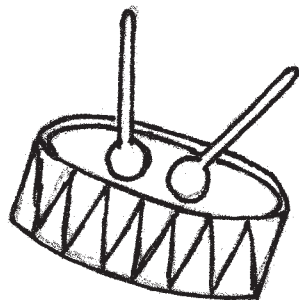
SPOJ NÁŘADÍ S ČINNOSTÍ, KTEROU DĚLÁ.

- šroubovák
- koště
- kladivo
- sekyra
- pila
- nůž


seká
piluje
kře
šroubuje
kamešá
slučě

22.

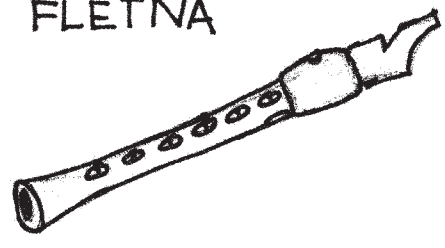
kudelnbní
mástroje




IVV
PIŠTALA



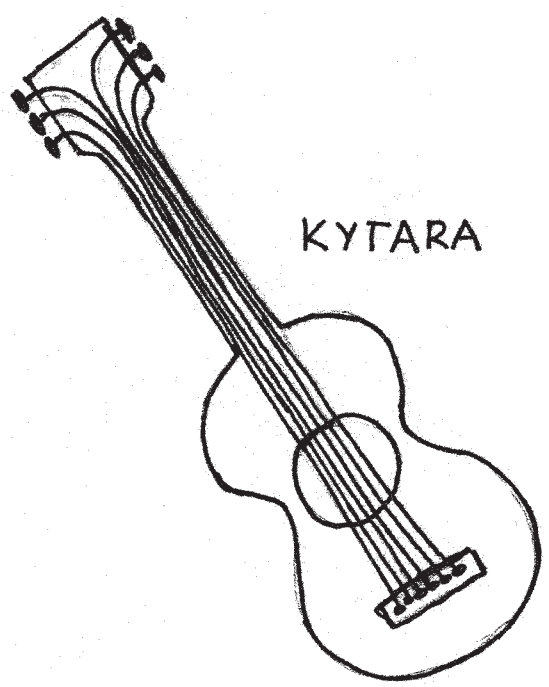
FLETNA



TRUMPETA

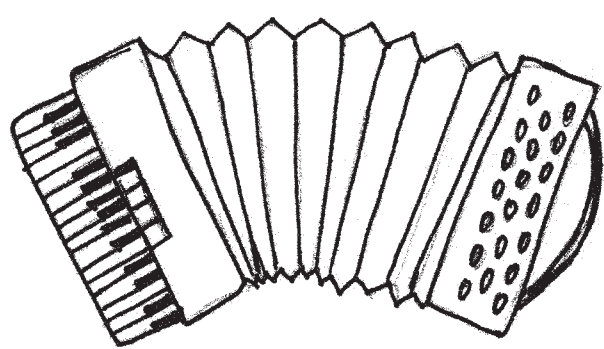


KYTARA




BUBEN


HARMONIKA



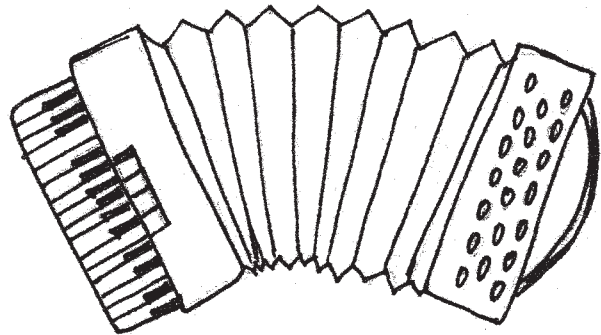

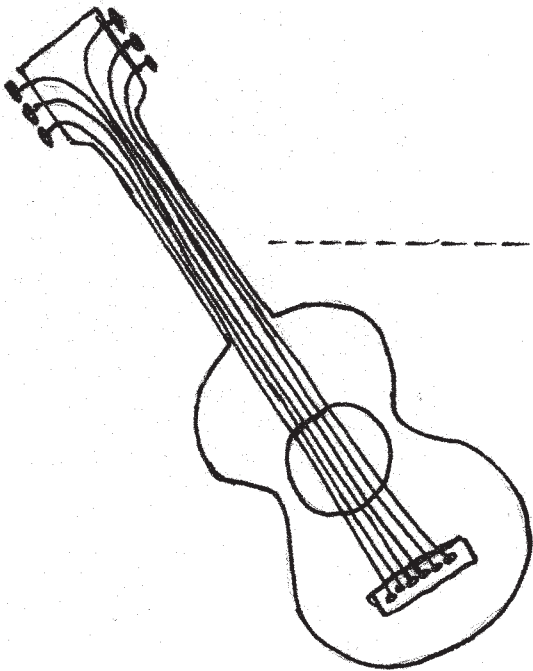
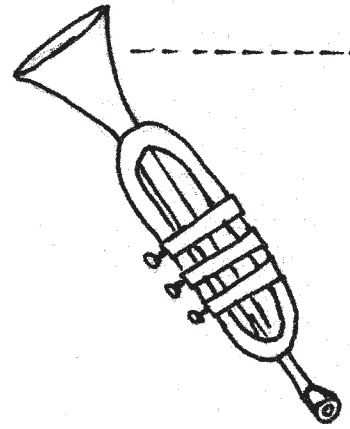
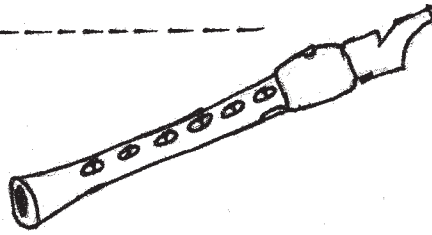
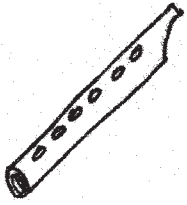


KLAVIR

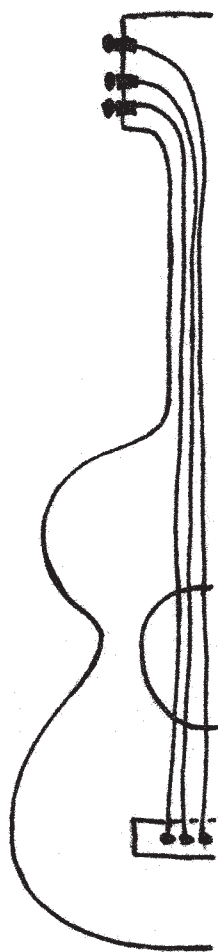


HOUSLE





DOKRESLI OBÁZEK A VYBARVI HO. CO JE NA OBRAZKU?



CO MAJÍ SPOLEČNÉHO TYTO HUDEBNÍ NÁSTROJE?

kytara - housle

klavír - harmonika

flétna - trumpeta

HRAJES NA NĚJAKÝ HUDEBNÍ NÁSTROJ? POKUD ANO, NA JAKÝ?